

ACCESS SERVICE

SECTION CONTENTS

7. Special Access Service 2

7.1 General 2

7.1.1 Channel Types 2

7.1.2 Service Descriptions 4

7.1.3 Service Configurations 5

7.1.4 Alternate Use 8

7.1.5 Special Facilities Routing 8

7.1.6 Design Layout Report 8

7.1.7 Acceptance Testing 9

7.1.8 Ordering Options and Conditions 9

7.2 Rate Regulations 10

7.2.1 Rate Categories 10

7.2.2 Types of Rates and Charges 18

7.2.3 Moves 21

7.2.4 Minimum Periods 22

7.2.5 Mileage Measurement 22

7.2.6 Facility Hubs 23

7.2.7 Mixed Use Analog and Digital High Capacity Services 25

7.2.8 Rate Application Exception Rules 26

7.3 Surcharge for Special Access Service 27

7.3.1 General 27

7.3.2 Exceptions to the Surcharge Application 27

7.3.3 Certification 28

7.3.4 Crediting the Surcharge 28

7.4 Narrowband Services 29

7.4.1 Narrowband 1 (NB1) Special Access Service 29

7.4.2 Narrowband 2 (NB2) Special Access Service 30

7.4.3 Narrowband 3 (NB3) Special Access Service 30

7.4.4 Narrowband 4 (NB4) Special Access Service 31

7.4.5 Narrowband 5 (NB5) Special Access Service 32

7.4.6 Narrowband 6 (NB6) Special Access Service 33

7.4.7 Narrowband 7 (NB7) Special Access Service 34

PUBLIC UTILITY COMMISSION OF TEXAS
APPROVED

JUL - 1 '20 5 1 3 6 3

DUPLICATE

CONTROL # _____

ACCESS SERVICE

SECTION CONTENTS

7. Special Access Service (Cont'd)

7.5	<u>Voice Grade Services</u>	35
7.5.1	Voice Grade 1 (VG1) Special Access Service	35
7.5.2	Voice Grade 2 (VG2) Special Access Service	36
7.5.3	Voice Grade 3 (VG3) Special Access Service	37
7.5.4	Voice Grade 4 (VG4) Special Access Service	38
7.5.5	Voice Grade 5 (VG5) Special Access Service	39
7.5.6	Voice Grade 6 (VG6) Special Access Service	40
7.5.7	Voice Grade 7 (VG7) Special Access Service	41
7.5.8	Voice Grade 8 (VG8) Special Access Service	42
7.5.9	Voice Grade 9 (VG9) Special Access Service	43
7.5.10	Voice Grade 10 (VG10) Special Access Service	44
7.5.11	Voice Grade 11 (VG11) Special Access Service	45
7.5.12	Voice Grade 12 (VG12) Special Access Service	45
7.5.13	Voice Grade 13 (VG13) Special Access Service	45
7.6	<u>Program Audio Services</u>	46
7.6.1	Program Audio 1 (AP1) Special Access Service	46
7.6.2	Program Audio 2 (AP2) Special Access Service	47
7.6.3	Program Audio 3 (AP3) Special Access Service	48
7.6.4	Program Audio 4 (AP4) Special Access Service	49
7.6.5	Program Audio 5 (AP5) Special Access Service	50
7.6.6	Program Audio 6 (AP6) Special Access Service	51
7.6.7	Program Audio 7 (AP7) Special Access Service	52
7.6.8	Program Audio 8 (AP8) Special Access Service	53
7.6.9	Program Audio 9 (AP9) Special Access Service	54
7.6.10	Program Audio 10 (AP10) Special Access Service	55
7.6.11	Program Audio 11 (AP11) Special Access Service	56
7.7	<u>Wideband Analog Services</u>	57
7.7.1	Wideband Analog 1 (WA1) Special Access Service	57
7.7.2	Wideband Analog 2 (WA2) Special Access Service	58
7.7.3	Wideband Analog to Digital (WA1T) Special Connector Service	59
7.8	<u>WATS Access Line Services</u>	60
7.8.1.	WATS Access Line Service (WALS) Special Access Service	60

PUBLIC UTILITY COMMISSION OF TEXAS
APPROVED
JUL - 1 '20 5 13 6 3
DOCUMENT
CONTROL # _____
Effective: July 1, 2020

ACCESS SERVICE

SECTION CONTENTS

7. Special Access Service (Cont'd)

7.9	<u>Wideband Digital Services</u>	63
7.9.1	Wideband Digital 1 (WD1) Special Access Service	63
7.9.2	Wideband Digital 2 (WD2) Special Access Service	64
7.9.3	Wideband Digital 3 (WD3) Special Access Service	65
7.9.4	Wideband Digital 4 (WD4) Special Access Service	66
7.10	<u>Digital Data Access Services</u>	67
7.10.1	Digital Data Access 1 (DA1) Special Access Service	67
7.10.2	Digital Data Access 2 (DA2) Special Access Service	68
7.10.3	Digital Data Access 3 (DA3) Special Access Service	69
7.10.4	Digital Data Access 4 (DA4) Special Access Service	70
7.10.5	Subrate Multiplexed Digital Data Access 1 (SR1) Special Connector Service	71
7.10.6	Subrate Multiplexed Digital Data Access 2 (SR2) Special Connector Service	72
7.10.7	Subrate Multiplexed Digital Data Access 3 (SR3) Special Connector Service	73
7.11	<u>High Capacity Services</u>	74
7.11.1	High Capacity 1 (HC1) Special Access Service	74
7.11.2	High Capacity 2 (HC2) Special Access Service	75
7.11.3	High Capacity 3 (HC3) Special Access Service	76
7.11.4	High Capacity 4 (HC4) Special Access Service	77
7.11.5	High Capacity 1C (HC1C) Special Access Service	78

**PUBLIC UTILITY COMMISSION OF TEXAS
APPROVED**

JUL - 1 '20 **DOCKET** 5 1 3 6 3

CONTROL # _____

ACCESS SERVICE

7. Special Access Service

7.1 General

Special Access Service provides a transmission path to directly connect an IC terminal location and an end user premises*, two IC terminal locations, an IC terminal location and a Hub or two end users premises, or an end user premises or a WATS or WATS-type serving office. Special Access Service includes all exchange access not utilizing Telephone Company end office switches. This type of Access Service is used, for example, by ICs for the provision of private line service.

The connections provided by Special Access Service can be either analog or digital. Analog connections are differentiated by spectrum and bandwidth. Digital connections are differentiated by bit rate.

7.1.1 Channel Types

There are five major categories (or channel types) of analog service and three digital services. These are:

- Analog: Narrowband
 Voice Grade
 Program Audio
 Wideband
 WATS Access Line Service
- Digital: Wideband
 Digital Data
 High Capacity

Each of these are further broken down into a number of subcategories.

* Telephone Company Centrex CO-like switches are considered to be end users premises for purposes of this tariff.

PUBLIC UTILITY COMMISSION OF TEXAS
APPROVED
JUL - 1 '20 5 1 3 6 3
 D
 O
 C
 K
 E
 T
CONTROL # _____

ACCESS SERVICE

7. Special Access Service (Cont'd)

7.1 General (Cont'd)

7.1.1 Channel Types (Cont'd)

Following is a brief description of each type of channel:

Analog

Narrowband - a channel for the transmission of low speed varying signals at rates up to 30 baud and binary signals at rates up to 150 baud.

Voice Grade - a channel for the transmission of analog signals within an approximate bandwidth of 300 to 3000 Hz.

Program Audio - a channel for the transmission of audio signals. The nominal frequency bandwidths are from 200 to 3500 Hz, from 100 to 5000 Hz, from 50 to 8000 Hz, or from 50 to 15000 Hz.

Wideband - a high capacity analog channel for the transmission of wideband signals. The normal frequency bandwidths are from 60 to 108 KHz and from 312 to 552 KHz.

WATS Access Line Service - a channel for voice frequency transmission capability connecting an end user premises to a WATS or WATS-type serving office.

Digital

Wideband - a high capacity digital channel for the transmission of wideband signals. The normal bit rate is in a range from 18.75 to 230.4 Kbps.

Digital Data - a channel for the digital transmission of synchronous serial data at rates of 2.4, 4.8, 9.6, or 56 Kbps.

High Capacity - a channel for the transmission of isochronous serial digital data at rates of 1.544, 3.152, 6.312, 44.736 or 274.176 Mbps.

Detailed descriptions of each of the channel types are provided in Sections 7.4 through 7.11 following.

PUBLIC UTILITY COMMISSION OF TEXAS
APPROVED
JUL - 1 '20 5 13 6 3
TEKCO
CONTROL # _____

ACCESS SERVICE

7. Special Access Service (Cont'd)

7.1 General (Cont'd)

7.1.2 Service Descriptions

For purposes of ordering, there are eight major categories of Special Access Service. These are:

		<u>Service Designator Codes</u>
- Analog:	Narrowband	NB
	Voice Grade	VG
	Program Audio	AP
	Wideband	WA
	WATS Access Line Service	WALS
- Digital:	Wideband	WD
	Digital Data	DA
	High Capacity	HC

Sections 7.4 through 7.11 following include the technical service descriptions for each type of analog and digital service provided, typical applications for which each type of service can be used, and the optional features or functions available with specific services. Transmission performances, the available facility interface (FI) combinations with which service can be provided, and the facility interface codes are described in Section 15.2 following.

The Telephone Company will maintain existing transmission performance on service configurations installed prior to January 1, 1984. All service configurations installed after January 1, 1984 will conform to the transmission performance standards contained in this tariff, except as follows. Where local facility conditions cannot support the transmission performance standards contained in this tariff, transmission standards that can be supported will be uniformly applied to all ICs.

**PUBLIC UTILITY COMMISSION OF TEXAS
APPROVED**

JUL - 1 '20 5 1 3 6 3

TEKCO

CONTROL # _____

ACCESS SERVICE

7. Special Access Service (Cont'd)

7.1 General (Cont'd)

7.1.3 Service Configurations

There are two types of service configurations over which Special Access Services are provided: two-point service and multipoint service.

(A) Two-Point Service

A two-point service is a channel which is provided to connect two locations. The locations connected may be:

- an IC terminal location and an end user premises, whether provided direct or through a Telephone Company designated facility hub,
- an IC terminal location and a hub,
- two IC terminal locations,
- two end user premises.

All Special Access Services may be provided as two-point service.

(B) Multipoint Service

A multipoint service is a channel that is provided to connect three or more locations. The locations connected may be:

- an IC terminal location and two or more end user premises,
- all IC terminal locations,
- all end user premises,
- multiple IC terminal locations and multiple end user premises.

Only certain types of Special Access Service are provided as multipoint services. These are so designated in the technical service descriptions set forth in Sections 7.4 through 7.11 following. Multipoint Service is available with a maximum of three mid-links in tandem. The specific number of bridges required for such services will be determined by the Telephone Company.

**JBLIC UTILITY COMMISSION OF TEXAS
APPROVED**

JUL - 1 '20 5 1 3 6 3

RECEIVED

CONTROL # _____

ACCESS SERVICE

7. Special Access Service (Cont'd)

7.1 General (Cont'd)

7.1.3 Service Configurations (Cont'd)

(B) Multipoint Service (Cont'd)

Multipoint service is provided in the following manner:

- The Telephone Company will designate serving wire centers where bridging (by service type) is available. These serving wire centers are referred to as Hubs.
- The IC will specify the bridging serving wire center (i.e., Hub), selected from the Telephone Company list of available locations.
- Service will be priced as provided.
 - Access Connection from the designated IC terminal location to IC serving wire center. (Additional IC terminal locations will be treated as end user premises).
 - Special Transport from the IC serving wire center to the bridging serving wire center (may also be end user serving wire center).
 - Appropriate facility interface combination (per end user premises bridged) and bridging equipment charge. The facility interfaces at the end user premises do not have to be the same at each end user premises on a multipoint service, but all must work in combination with a common IC terminal location facility interface. The rates to be applied at the IC terminal location are those for the facility interface combination with the highest rates at the initial installation of service.
 - Special Transport from the bridging serving wire center to the end user serving wire center, if required.

UTILITY COMMISSION OF TEXAS
APPROVED

JUL - 1 '20 5 13 0 3

SECRET

CONTROL # _____

ACCESS SERVICE

7. Special Access Service (Cont'd)

7.1 General (Cont'd)

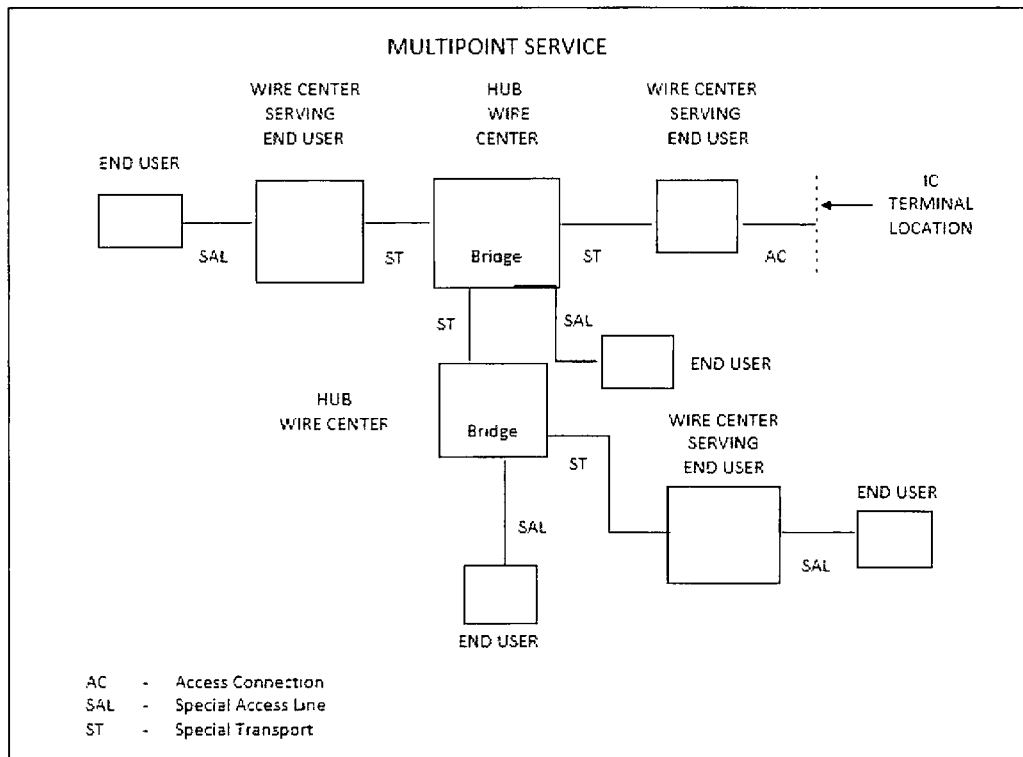
7.1.3 Service Configurations (Cont'd)

(B) Multipoint Service (Cont'd)

- Special Access Line from the end user wire center to end user premises (per end user location).
- Special Access Surcharge (per end user premises).

Features and Functions

- Voice Grade Performance
- Conditioning



As each additional leg is added to an existing multipoint service, additional Special Transport, an end user facility interface, a Special Access Line and a Special Access Service Surcharge will be charged to the IC as required. If another bridge is connected, additional Special Transport, end user facility interface(s), Special Access Line(s) and Special Access Service Surcharge will be charged to the IC as required.

PUBLIC UTILITY COMMISSION OF TEXAS
APPROVED

Issued: June 4, 2021

Effective: July 1, 2020

JUL - 1 '20 5 13 6 3

TEKCO

CONTROL # _____

ACCESS SERVICE

7. Special Access Service (Cont'd)

7.1 General (Cont'd)

7.1.4 Alternate Use

Alternate Use occurs when an IC uses a service for different types of transmission at different times. The IC may transfer from one type of operation to another at will, but only one type of transmission can be used at one time.

The Telephone Company will review each request for alternate use on an individual case basis. If it agrees to allow the alternate use, the arrangement required to transfer the service from one operation to the other (i.e., the transfer relay and control leads) will be rated and provided on an individual case basis as set forth in Section 12 following. The IC will pay the stated tariff rates for the Special Access Service rate elements ordered (i.e., Access Connection, Special Transport, Facility Interface Combination and Special Access Line).

7.1.5 Special Facilities Routing

An IC may request that the facilities used to provide Special Access Service be specially routed. The regulations, rates and charges for Special Facilities Routing (i.e., Avoidance, Diversity and Cable-Only) are set forth in Section 11 following.

7.1.6 Design Layout Report

The Telephone Company will provide to the IC the make-up of the facilities and services provided under this tariff as Special Access to aid the IC in designing its overall service. This information will be provided in the form of a Design Layout Report. The Design Layout Report will be provided to the IC at no charge.

PUBLIC UTILITY COMMISSION OF TEXAS
APPROVED
JUL - 1 '20 5 13 63
BOOKET
CONTROL # _____

ACCESS SERVICE

7. Special Access Service (Cont'd)

7.1 General (Cont'd)

7.1.7 Acceptance Testing

At no additional charge, the Telephone Company will, at the IC's request, cooperatively test, at the time of installation, the following parameters:

- For Voice Grade (VG) Services 1, 2, 3, 6, 7, 8, 9 and 10: loss, 3-tone slope, dc continuity, and operational signaling. When the Access Connection provides a four-wire voice transmission interface and the network interface provides two-wire voice transmission, (i.e., there is a four-wire to two-wire conversion in Special Transport), balance (equal level echo path loss) may also be tested. Additionally, C-Notched Noise tests will be provided on VG6, 7, 8, 9 and 10.
- All other Special Access Services will be tested to the performance parameters specified for the individual services.

If acceptance tests are not started within 30 minutes after the scheduled appointed time for such tests, as negotiated between the Telephone Company and the IC, additional charges will apply, as set forth in Section 13.3.1(B) following.

7.1.8 Ordering Options and Conditions

Special Access Service is ordered under the Access Order provisions set forth in Section 5 preceding. Also included in that section are other charges which may be associated with ordering Special Access Service (i.e., Service Date Change Charges, etc.).

Ordering, rating and billing of Special Access Services where more than one Telephone Company is involved will apply as set forth in Section 2.4.7 preceding.

PUBLIC UTILITY COMMISSION OF TEXAS
APPROVED

JUL - 1 '20
5 1 3 6 3
CONTROL # _____

ACCESS SERVICE

7. Special Access Service (Cont'd)

7.2 Rate Regulations

This section contains the specific regulations governing the rates and charges that apply for Special Access Service.

7.2.1 Rate Categories

There are four basic rate categories which apply to Special Access Service:

- Special Access Line
- Access Connection
- Special Transport
- Features and Functions

Unless specifically stated otherwise, each of the rate categories will apply for each Special Access Service provided to an IC.

JBLIC UTILITY COMMISSION OF TEXAS
APPROVED
JUL - 1 '20 **DOCKET** 5 13 6 3
CONTROL # _____

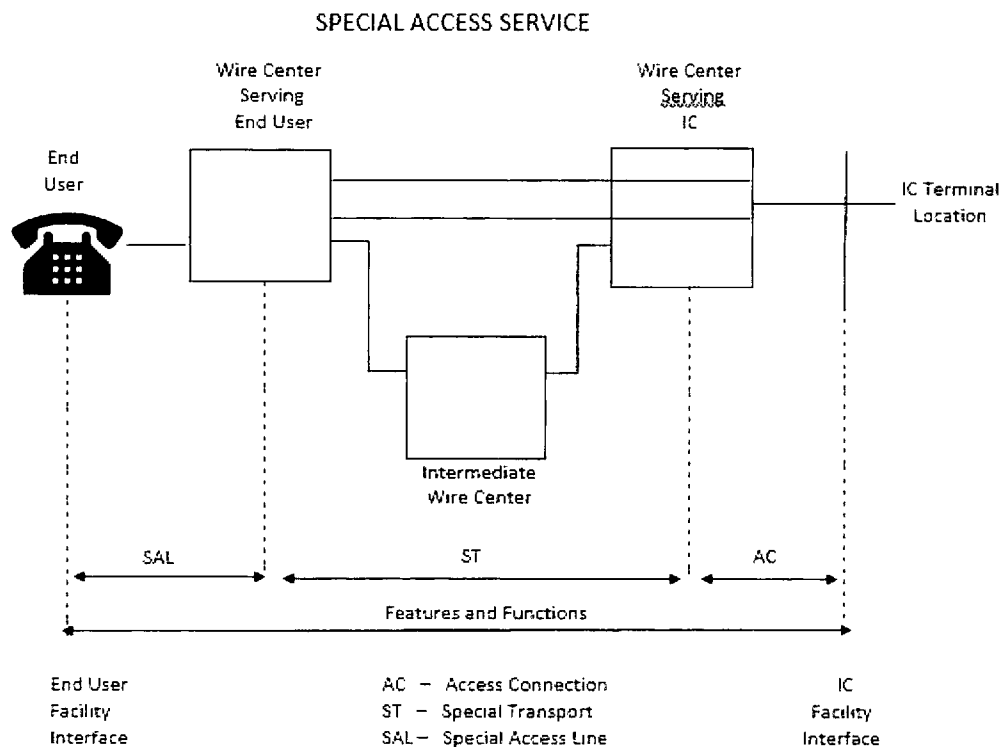
ACCESS SERVICE

7. Special Access Service (Cont'd)

7.2 Rate Regulations

7.2.1 Rate Categories (Cont'd)

The following diagram depicts a generic view of the components of Special Access Service and the manner in which the components are combined to provide a complete Access Service.



**PUBLIC UTILITY COMMISSION OF TEXAS
APPROVED**

JUL - 1 '20 DOCKET 5 1 3 6 3

CONTROL # _____

ACCESS SERVICE

7. Special Access Service (Cont'd)

7.2 Rate Regulations (Cont'd)

7.2.1 Rate Categories (Cont'd)

(A) Special Access Line

This rate category provides a channel between the wire center serving the end user premises and the end user premises. This rate category varies by the type of facility.

(B) Access Connection

This rate category provides a channel between the IC terminal location and the wire center serving the IC terminal location. This rate category varies by type of facility.

(C) Special Transport

This rate category provides the actual physical transmission facilities between (1) an IC terminal location serving wire center and the end user serving wire center, (2) an IC terminal location serving wire center and a Hub, and (3) a Hub and the end user serving wire center. The facilities may be either analog or digital. This rate category has a fixed rate portion plus is distance sensitive and varies by type of facility.

(D) Features and Functions

This rate category provides available facility interface combinations (including signaling), Hub functions (i.e., bridging and multiplexing) and optional features or functions that improve the quality or utility of a service to meet specific communications requirements. In addition, there is a separate charge for Voice Grade Performance which is also included in this rate category. The Voice Grade Performance charge applies for all Voice Grade Services (i.e., VG1-3, 5-10) ordered by the IC.

PUBLIC UTILITY COMMISSION OF TEXAS
APPROVED

JUL - 1 '20 DOCKET 5 1 3 6 3

CONTROL # _____

ACCESS SERVICE

7. Special Access Service (Cont'd)

7.2 Rate Regulations (Cont'd)

7.2.1 Rate Categories (Cont'd)

(D) Features and Functions (Cont'd)

(1) Facility Interface (FI) Combinations

When ordering Special Access Service, the IC must specify the facility interface (FI) that is desired for the service ordered. The FI defines the technical characteristics associated with the type of signaling and type of facilities presented for connection to the Access Service at both the IC terminal location and the end user premises.

The FIs specified for the IC terminal location and the end user premises may be asymmetrical or symmetrical. However, only certain combinations are technically possible. Therefore, for purposes of this tariff, FIs are being described in terms of available combinations for all services except WATS Access Line Service which is only provided between an end user premises and a WATS or WATS-type serving office. These combinations are set forth in Section 15.2.4 following.

(2) Optional Features and Functions

Optional features and functions may be added to a service to improve its quality or utility to meet specific communications requirements. These are not necessarily identifiable with specific facilities, but rather represent the end result in terms of performance characteristics which may be obtained. These characteristics may be obtained by using various combinations of facilities. Although the facilities necessary to perform a specified function may be installed at various locations along the path of the service, including the premises of the end user, they will be charged for as a single rate element.

PUBLIC UTILITY COMMISSION OF TEXAS
APPROVED

JUL - 1 '20 5 1 3 6 3
D
O
C
K
E
T
CONTROL # _____

ACCESS SERVICE

7. Special Access Service (Cont'd)

7.2 Rate Regulations (Cont'd)

7.2.1 Rate Categories (Cont'd)

(D) Features and Functions (Cont'd)

(2) Optional Features and Functions (Cont'd)

Examples of features or functions that are available include, but are not limited to, the following:

(a) Conditioning

Conditioning provides more specific transmission characteristics for data or telephone services. There are two types of data conditioning, C-Type and DA-Type.

C-Type conditioning controls Attenuation Distortion and Envelope Delay Distortion.

DA-Type conditioning controls the Signal-to-C-Notched Noise ratio and Intermodulation Distortion.

Conditioning is charged for on a per two-point service or each section (i.e., mid link or end link). The parameters listed for each type of conditioning apply from point of interface to network interface. For two-point services, the parameters apply to each service. For multipoint services, the parameters apply to any path between any two service terminal points.

C-Type and DA-Type conditioning are available only for data services. C-Type and DA-Type conditioning may be combined on the same service.

**PUBLIC UTILITY COMMISSION OF TEXAS
APPROVED**

JUL - 1 '20 DOCKET 5 13 6 3

CONTROL # _____

ACCESS SERVICE

7. Special Access Service (Cont'd)

7.2 Rate Regulations (Cont'd)

7.2.1 Rate Categories (Cont'd)

(D) Features and Functions (Cont'd)

(2) Optional Features and Functions (Cont'd)

(a) Conditioning (Cont'd)

(i) C-Type Conditioning

For the additional control of Attenuation Distortion and Envelope Delay Distortion on data services.

Attenuation Distortion
(Frequency Response)
Relative to 1004 Hz

<u>Frequency Range (Hz)</u>	<u>Variation (db)</u>
400-2800	-1.0 to +2.0
300-3000	-1.0 to +3.0
300-3200	-2.0 to +6.0

Envelope Delay
Distortion

<u>Frequency Range (Hz)</u>	<u>Variation (micro-seconds)</u>
1000 - 2600	100
800 - 2600	200
600 - 2600	300
500 - 2800	600
500 - 3000	3000

PUBLIC UTILITY COMMISSION OF TEXAS
APPROVED

JUL - 1 '20 5 13 6 3

TEKCOO

CONTROL # _____

ACCESS SERVICE

7. Special Access Service (Cont'd)

7.2 Rate Regulations (Cont'd)

7.2.1 Rate Categories (Cont'd)

(D) Features and Functions (Cont'd)

(2) Optional Features and Functions (Cont'd)

(a) Conditioning (Cont'd)

(ii) DA-Type Conditioning

For the control of Signal-to-C-Notched Noise Ratio and Intermodulation Distortion on data services. DA-Type conditioning is available for two-point services or three-point multipoint services.

The Signal-to-C-Notched Noise Ratio and Intermodulation Distortion parameters for DA-Type conditioning are:

- Signal-to-C-Notched Noise Ratio is equal to or greater than 32 dB
- Intermodulation Distortion:
- Signal to second order modulation products (R2) is equal to or greater than 38 dB
- Signal to third order modulation products (R3) is equal to or greater than 42 dB

When a service equipped with DA-Type conditioning is used for voice communications, the quality of the voice transmission may not be satisfactory.

**PUBLIC UTILITY COMMISSION OF TEXAS
APPROVED**

JUL - 1 '20 **DOCKET** 5 1 3 6 3

CONTROL # _____

ACCESS SERVICE

7. Special Access Service (Cont'd)

7.2 Rate Regulations (Cont'd)

7.2.1 Rate Categories (Cont'd)

(D) Features and Functions (Cont'd)

(2) Optional Features and Functions (Cont'd)

(b) Loop Transfer Arrangement

Loop Transfer Arrangement is an arrangement that affords the end user an additional measure of protection to its access channel(s) on a 1xN basis. The arrangement is only available from a Telephone Company designated digital hub. A key activated control service is required to operate the transfer arrangement. This control service must be separately ordered from the Telephone Company IntraLATA Private Line tariff.

(c) Automatic Protection Switching

Automatic Protection Switching is an arrangement where switching equipment is placed at both ends of a duplicate stand-by service to automatically switch the stand-by service to the active state in the event of service failure. A duplicate 1.544 Mbps Service must be ordered.

**PUBLIC UTILITY COMMISSION OF TEXAS
APPROVED**

JUL - 1 '20 5 13 6 3

SECRET

CONTROL # _____

ACCESS SERVICE

7. Special Access Service (Cont'd)

7.2 Rate Regulations (Cont'd)

7.2.2 Types of Rates and Charges

There are two types of rates and charges. These are monthly recurring rates and nonrecurring charges. In addition, there are three types of nonrecurring charges. These rates and charges are described as follows:

(A) Monthly Rates

Monthly rates are flat recurring rates that apply each month or fraction thereof that a Special Access Service is provided. For billing purposes, each month is considered to have 30 days.

(B) Nonrecurring Charges

Nonrecurring charges are one-time charges that apply for a specific work activity (i.e., installation or change to an existing service). The three types of nonrecurring charges that apply for Special Access Service are: installation of service, installation of feature(s) and function(s), and service rearrangements.

PUBLIC UTILITY COMMISSION OF TEXAS
APPROVED
JUL - 1 '20 **DOCKET** 5 13 6 3
CONTROL # _____

ACCESS SERVICE

7. Special Access Service (Cont'd)

7.2 Rate Regulations (Cont'd)

7.2.2 Types of Rates and Charges (Cont'd)

(B) Nonrecurring Charges (Cont'd)

(1) Installation of Service

Nonrecurring charges apply to each service installed. When multiple identical services (i.e., services between the same locations and for the same customer) are ordered and installed at the same time, there is a charge for the first service installed and a lower charge for each additional identical service installed. Nonrecurring charges for the installation of all services, but WATS Access Line Service, apply per service termination (i.e., IC terminal location and end user premises). The nonrecurring charges for these services are set forth in the rate schedule with the facility interface combinations in Section 17.3 following.

In addition, there is a separately stated nonrecurring charge associated with the installation of Voice Grade Service (i.e., VG1-3 and 5-10) which varies by the specific performance desired (i.e., VG2, VG3, etc.). These nonrecurring charges, which apply per two-point service or each section of a multipoint service, are set forth in the rate schedule in Section 17.3.2 following.

(2) Installation of Features and Functions

Nonrecurring charges apply for the installation of the various features and functions available with Special Access Service. For some features and functions there is a lower charge if installed coincident with the service and a higher charge if installed subsequent to the installation of the service.

PUBLIC UTILITY COMMISSION OF TEXAS
APPROVED
JUL - 1 '20 5 13 6 3
THE GOOD
CONTROL # _____

ACCESS SERVICE

7. Special Access Service (Cont'd)

7.2 Rate Regulations (Cont'd)

7.2.2 Types of Rates and Charges (Cont'd)

(B) Nonrecurring Charges (Cont'd)

(3) Service Rearrangements

Nonrecurring charges apply for service rearrangements. Service rearrangements are changes to existing services that do not result in a change to any of the following: (1) address of the IC terminal location, (2) address of the end users premises or (3) type of service. Changes of this nature constitute a discontinuance and start of service. Service Rearrangement Charges are based on the nonrecurring (i.e., installation) charge of the service being changed. Following are the service rearrangements that are allowable for Special Access Service and the appropriate levels of charging.

Type of Change

Level of Charging

Change from two-wire to four-wire or from four-wire to two-wire

Full nonrecurring charge associated with the facility interface combination for the service being changed

Change in facility interface that does not result in a change to any other rate element (i.e., 2LS2 to 2GS2)

1/2 of the nonrecurring charge associated with the facility interface combination for the service being changed

Change in facility interface that results in changes to other rate element(s), (i.e., 4GS2 to 4DS9-15)

Full nonrecurring charge associated with the facility interface combination for the service being changed

**PUBLIC UTILITY COMMISSION OF TEXAS
APPROVED**

JUL - 1 '20

TEKCOO

5 1 3 6 3

CONTROL # _____

ACCESS SERVICE

7. Special Access Service (Cont'd)

7.2 Rate Regulations (Cont'd)

7.2.2 Types of Rates and Charges (Cont'd)

(B) Nonrecurring Charges (Cont'd)

(3) Service Rearrangements (Cont'd)

In cases where multiple service rearrangements or a move and a service rearrangement are requested on a single order, the total charge (i.e., the Service Rearrangement Charge or the Service Rearrangement Charge and the Move Charge) will never exceed the full nonrecurring charge for the basic service.

7.2.3 Moves

A move involves a change in the physical location of one of the following:

- the point of interface at the IC terminal location,
- the IC terminal location,
- the network interface at the end user premises,
- the end user premises.

The charges for the move are dependent on whether the move is to a new location within the same building or to a different building.

(A) Moves Within the Same Building

When the move is to a new location within the same building, the charge for the move will be an amount equal to one half of the nonrecurring (i.e., installation) charge for the service termination affected, (i.e., the IC terminal location or the end user premises). There will be no change in the minimum period requirements. If a move is made at the same time a service rearrangement is made, the total charge will never exceed a full nonrecurring charge for the basic service.

PUBLIC UTILITY COMMISSION OF TEXAS
APPROVED

JUL - 1 '20 5 13 6 3

RECORDED

CONTROL # _____

ACCESS SERVICE

7. Special Access Service (Cont'd)

7.2 Rate Regulations (Cont'd)

7.2.3 Moves (Cont'd)

(B) Moves To a Different Building

Moves to a different building will be treated as a discontinuance and start of service and all associated nonrecurring charges will apply. New minimum period requirements will be established for the new services. The IC will also remain responsible for satisfying all outstanding minimum period charges for the discontinued service.

7.2.4 Minimum Periods

Special Access Service is provided for a minimum period of one month. An exception to the minimum period exists for part-time Program Audio Services which may be ordered and paid for on a daily basis.

7.2.5 Mileage Measurement

The mileage to be used to determine the monthly rate for the Special Transport is calculated on the airline distance between the serving wire centers involved (i.e., IC serving wire center, Hub serving wire center or end user serving wire center). The V&H coordinates method is used to determine mileage. This method is explained in the NATIONAL EXCHANGE CARRIER ASSOCIATION, INC. Tariff F.C.C. NO. 4 Serving Wire Center Information (V&H Coordinates).

Mileage is shown in Section 17.3 following in terms of mileage bands. To determine the charges to be billed, first compute the mileage using the V&H coordinates method, then find the band into which the computed mileage falls and apply the rates shown for that band to the actual number of miles. There are two rates that apply for each mileage band, (i.e., a fixed rate for the band and a rate per mile).

**PUBLIC UTILITY COMMISSION OF TEXAS
APPROVED**

JUL - 1 '20 **DOCKET** 5 13 0 3

CONTROL # _____

ACCESS SERVICE

7. Special Access Service (Cont'd)

7.2 Rate Regulations (Cont'd)

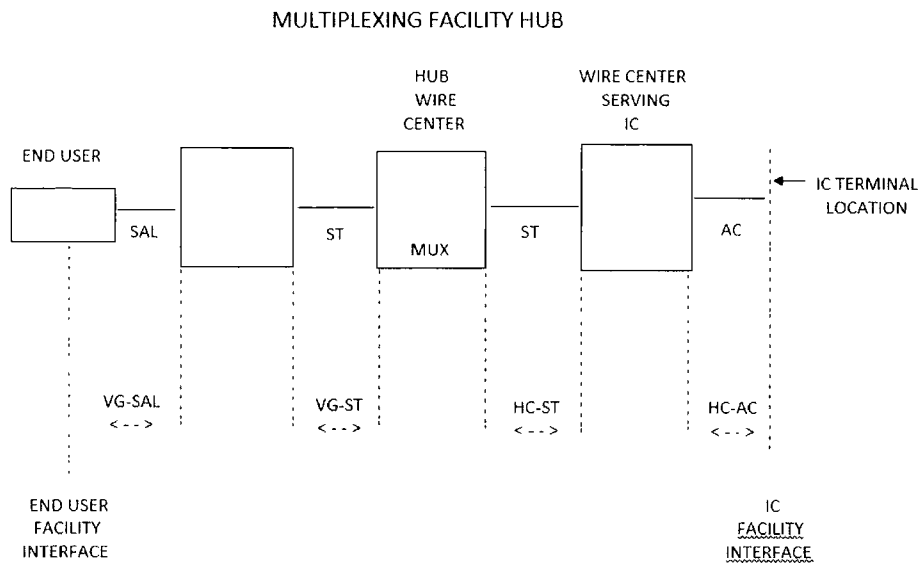
7.2.5 Mileage Measurement (Cont'd)

When more than one Telephone Company is involved, the application of the Special Transport rate will be as specified in Section 2.4.7 preceding.

When Hubs are involved, mileage rates are computed separately for each section of the Special Transport mileage, (i.e., IC serving wire center to Hub, Hub to Hub, and/or Hub to end user serving wire center).

7.2.6 Facility Hubs

An IC has the option of ordering high capacity analog or digital facilities (i.e., Group, Supergroup, DS1, DS1C, DS2, DS3 or DS4) to a facility Hub for channelizing to individual services requiring lower capacity facilities (i.e., Voice, Program Audio, etc.).



- AC - Access Connection
- HC - High Capacity
- MUX - Multiplexing Equipment
- SAL - Special Access Line
- ST - Special Transport
- VG - Voice Grade

**PUBLIC UTILITY COMMISSION OF TEXAS
APPROVED**

JUL - 1 '20 5 13 6 3

DOCKET

CONTROL # _____

ACCESS SERVICE

7. Special Access Service (Cont'd)

7.2 Rate Regulations (Cont'd)

7.2.6 Facility Hubs (Cont'd)

The Telephone Company will designate the facility Hub locations. Different locations may be designated as Hubs for different, (i.e., multiplexing from digital to digital may occur at one location while multiplexing from digital to analog may occur at a different location). The IC will choose the desired Hub from a list that the Telephone Company will make available.

Some of the types of multiplexing provided include the following:

- from higher to lower bit rate
- from higher to lower bandwidth
- from digital to Voice Grade Service
- from digital to Program Audio Service

The transmission performance for the end to end service provided from the IC terminal location to end user premises will be that of the lower capacity or bit rate. For example, when a 1.544 Mbps service is multiplexed to voice frequency channels, the transmission performance of the channelized services will be Voice Grade, not High Capacity.

The Telephone Company will commence billing the monthly rate for the Access Connection and the Special Transport for the high capacity facility to the Hub as soon as it is provided, even though individual services utilizing those facilities may not be ordered and installed until a later date. If the IC has designated the type of multiplexing to be provided, the nonrecurring charge for the multiplexer will be billed to the IC at that time and the billing for the monthly rate will begin.

Individual service rates (by service type) will apply for the facility interface combination, the Special Access Line, Special Access Service Surcharge, and additional Special Transport (if required) for each channelized service. These will be billed to the IC as each individual service is installed.

PUBLIC UTILITY COMMISSION OF TEXAS
APPROVED

JUL - 1 '20 5 1 3 0 3

BOOK
T

CONTROL # _____

ACCESS SERVICE

7. Special Access Service (Cont'd)

7.2 Rate Regulations (Cont'd)

7.2.7 Mixed Use Analog and Digital High Capacity Services

Mixed use occurs when Special Access Service and Switched Access Service are provided over the same Wideband Analog or High Capacity facilities through a common interface. The facility will be ordered and rated as Special Access Service until such time as the customer chooses to use a portion of the available capacity for providing Switched Access Service. At that time, the customer must place an order for Switched Access Service, designating a specific channel assignment for the service. As each individual channel is activated for Switched Access Service, the Special Access rates will be reduced accordingly (i.e., 1/24th for a DS1 service, etc.).

PUBLIC UTILITY COMMISSION OF TEXAS
APPROVED
JUL - 1 '20 DOCKET 5 13 6 3
CONTROL # _____

ACCESS SERVICE

7. Special Access Service (Cont'd)

7.2 Rate Regulations (Cont'd)

7.2.8 Rate Application Exception Rules

(A) Intrabuilding Access Services

Intrabuilding cable facilities, provided by the Telephone Company to connect two IC terminal locations or an IC terminal location and an end user premises in the same public building, will be rated as an Access Connection and an appropriate facility interface combination. The Special Transport and Special Access Line rate elements will not apply to this type of service.

(B) IC Terminal Location to IC Terminal Location

When two IC terminal locations are connected together via Special Access Service, the IC will be billed as though the service were connecting an IC terminal location and an end user premises, (i.e., Access Connection, Special Transport, Features and Functions (facility interface combination) and Special Access Line). One of the IC terminal locations will be treated as an end user premises.

(C) End User to End User

When two end user premises are connected together via Special Access Service, the IC will be billed as though the service were connecting an IC terminal location and an end user premises, (i.e., Access Connection, Special Transport, Features and Functions (facility interface combination) and Special Access Line). The end user premises at which the service connects to intrastate service will be treated as an IC terminal location.

(D) WATS Access Line Service

When WATS Access Line Service is provided, Special Access rate elements will not apply. A WATS Access Line charge will apply as specified in the Telephone Company Wide Area Telecommunications Service tariff.

PUBLIC UTILITY COMMISSION OF TEXAS
APPROVED
JUL - 1 '20 5 13 0 3
DOCKET
CONTROL # _____

ACCESS SERVICE

7. Special Access Service (Cont'd)

7.3 Surcharge for Special Access Service

7.3.1 General

In addition to the rate categories described in Section 7.2.1 preceding, there is a monthly surcharge that applies to two-point Sub-voice grade, Voice Grade and equivalent voice grade Special Access Services (i.e., the surcharge for a group level service would be 12 x rate). For multipoint services, the surcharge applies for each end user location on the service. This surcharge compensates the Telephone Company for use of the local exchange network when Special Access Service is connected to a PBX or equivalent device which is capable of interconnecting the Special Access Services with local exchange service. The Telephone Company will automatically bill the appropriate surcharge on each Special Access Service installed irrespective of whether the interconnection capability exists in the customer's premises equipment or in a Centrex-CO type switch unless the service is exempt from the surcharge as set forth in Section 7.3.2 following.

7.3.2 Exceptions to the Surcharge Application

There are two means by which the customer may be exempted from the monthly surcharge. First, if the customer certifies that the Special Access Service is terminated in a device not capable of interconnecting the service with local exchange service, no surcharge will apply. Second, if the customer certifies that the Special Access Service is associated with a Switched Access Service in the same LATA that is subject to Carrier Common Line Charges, no surcharge will apply.

PUBLIC UTILITY COMMISSION OF TEXAS
APPROVED
JUL - 1 '20 5 13 6 3
DOCUMENT
CONTROL # _____

ACCESS SERVICE

7. Special Access Service (Cont'd)

7.3 Surcharge for Special Access Service (Cont'd)

7.3.3 Certification

The certification will be in the form of a written notification to the Telephone Company. The notification may be provided (1) at the time the service is ordered or (2) at such time as the service is reterminated to a device not capable of interconnecting to the local exchange network or (3) at such time as the Special Access Service becomes associated with a Switched Access Service that is subject to Carrier Common Line Charges. If a written certification is not received at the time an order for service is placed, the surcharge will be applied. Exempt status will become effective on the date certification is received by the Telephone Company.

7.3.4 Crediting the Surcharge

The Telephone Company will cease billing the surcharge when certification that the service has become exempt from the surcharge as set forth in Section 7.3.3 preceding is received. If the status of the service was changed prior to receipt of the exemption certification, the Telephone Company will credit the customer's account based on the effective date of the change specified by the customer in the letter of certification.

PUBLIC UTILITY COMMISSION OF TEXAS
APPROVED

JUL - 1 '20 5 1 3 6 3

DOCKNEY

CONTROL # _____

ACCESS SERVICE

7. Special Access Service (Cont'd)

7.4 Narrowband Services

7.4.1 Narrowband 1 (NB1) Special Access Service

(A) Description

Special Access Service NB1 provides a channel for a balanced metallic pair between an IC terminal location and an end user premises. Service will be provided only where appropriate metallic facilities are available. Signal transfer rates up to 30 baud will be accommodated.

Rates and charges for Special Access Service NB1 are set forth in Section 17.3.1 following.

(B) Illustrative Applications

Special Access Service NB1 suitable for use as part of the facilities required to provide intrastate telecommunications services such as:

- Protective Alarm (Direct Wire)
- Wire Pair Facility

(C) Optional Features

- Bridging: provision of tip-to-tip and ring-to-ring connection in a central office of a metallic pair to a second end user location.
- Customer requiring a four-wire metallic facility must buy two NB1 services.

(D) Transmission Performance Requirements and Available Facility Interfaces

Transmission performance requirements are set forth in Section 15.2.1(A)(1) following. Available facility interfaces are set forth in Section 15.2.4(A) following.

PUBLIC UTILITY COMMISSION OF TEXAS
 APPROVED
 JUL - 1 '20 DOCKET 5 13 6 3
 CONTROL # _____

ACCESS SERVICE

7. Special Access Service (Cont'd)

7.4 Narrowband Services (Cont'd)

7.4.2 Narrowband 2 (NB2) Special Access Service

(A) Description

Special Access Service NB2 provides a channel for simplex low-frequency, narrowband electrical transmission which may be provided to a number of end user premises (up to a maximum of 25) to form a series of electrical paths from the IC terminal location to each end user premises. The electrical path is capable of transporting the three-level signal used in the McCulloh signaling system at speeds up to 15 bps.

Service will be provided only where appropriate metallic or other facilities are available.

Rates and charges for Special Access Service NB2 are set forth in Section 17.3.1 following.

(B) Illustration Applications

Special Access Service NB2 is suitable for use as part of the facilities required to provide intrastate telecommunications services such as:

- Protective Alarm (McCulloh)

(C) Optional Features

- Series Bridging: up to 25 end user premises.

(D) Transmission Performance Requirements and Available Facility Interfaces

Transmission performance requirements are set forth in Section 15.2.1(A)(2) following. Available facility interfaces are set forth in Section 15.2.4(A) following.

7.4.3 Narrowband 3 (NB3) Special Access Service

Reserved For Future Use.

PUBLIC UTILITY COMMISSION OF TEXAS
 APPROVED
 JUL - 1 '20 DOCKET 5 13 0 3
 CONTROL # _____

ACCESS SERVICE

7. Special Access Service (Cont'd)

7.4 Narrowband Services (Cont'd)

7.4.4 Narrowband 4 (NB4) Special Access Service

(A) Description

Special Access Service NB4 provides a channel for transmission of asynchronous transitions between two current levels at rates up to 75 baud between an IC terminal location and an end user premises. This service is furnished for half-duplex or duplex operation on a two point or multipoint configuration. Neither direct current continuity of this service nor the capability to transport continuously varying alternating current is assured.

Rates and charges for Special Access Service NB4 are set forth in Section 17.3.1 following.

(B) Illustrative Applications

Special Access Service NB4 is suitable for use as part of the facilities required to provide intrastate telecommunications services such as:

- Telegraph Grade Facilities
- Entrance Facility - Telegraph Grade
- Extension Service - Telegraph Grade
- Teletypewriter Service
- Alarm Circuits
- Control/Remote Metering - Telegraph Grade

(C) Optional Features

- Central office bridging capability.

(D) Transmission Performance Requirements and Available Facility Interfaces

Transmission performance requirements are set forth in Section 15.2.1(A)(4) following. Available facility interfaces are set forth in Section 15.2.4(A) following.

**PUBLIC UTILITY COMMISSION OF TEXAS
APPROVED**

JUL - 1 '20 5 1 3 6 3

DOCKET

CONTROL # _____

ACCESS SERVICE

7. Special Access Service (Cont'd)

7.4 Narrowband Services (Cont'd)

7.4.5 Narrowband 5 (NB5) Special Access Service

(A) Description

Special Access Service NB5 provides a channel for transmission of asynchronous transitions between two current levels at rates up to 150 baud between an IC terminal location and an end user premises. This service is furnished for half-duplex or duplex operation on a two-point or multipoint configuration. Neither direct current continuity of this service nor the capability to transport continuously varying alternating currents is assured.

Rates and charges for Special Access Service NB5 are set forth in Section 17.3.1 following.

(B) Illustrative Applications

Special Access Service NB5 is suitable for use as part of the facilities required to provide intrastate telecommunications services such as:

- Extension Service - Telegraph Grade
- Teletypewriter Service
- Alarm Circuits
- Control/Remote Metering - Telegraph Grade

(C) Optional Features

- Central office bridging capability.

(D) Transmission Performance Requirements and Available Facility Interfaces

Transmission performance requirements are set forth in Section 15.2.1(A)(5) following. Available facility interfaces are set forth in Section 15.2.4(A) following.

**PUBLIC UTILITY COMMISSION OF TEXAS
APPROVED**

JUL - 1 20 5 13 03

RECORDED

CONTROL # _____

ACCESS SERVICE

7. Special Access Service (Cont'd)

7.4 Narrowband Services (Cont'd)

7.4.6 Narrowband 6 (NB6) Special Access Service

(A) Description

Special Access Service NB6 provides a channel that is engineered for binary signals at rates up to 75 baud, 20 ± 1 or 62.5 ± 2.5 milliamperes neutral signal. The Telephone Company has the option of providing 20 or 62.5 milliamperes and will notify the customer of the current level to be supplied. The Telephone Company will supply the line voltage and provide for the current adjustment. The maximum open circuit voltage across the send data leads at the interface will not exceed 270 volts. This service is furnished for half duplex or duplex operation on a two-point or multipoint configuration.

Rates and charges for Special Access Service NB6 are set forth in Section 17.3.1 following.

(B) Illustrative Applications

Special Access Service NB6 is suitable for use as part of the facilities required to provide intrastate telecommunications services such as:

- Teletypewriter Service
- Data Service
- Supervisory Control
- Miscellaneous Signaling

(C) Optional Features

- Central office bridging capability

(D) Transmission Performance Requirements and Available Facility Interfaces

Transmission performance requirements are set forth in Section 15.2.1(A)(6) following. Available facility interfaces are set forth in Section 15.2.4(A) following.

PUBLIC UTILITY COMMISSION OF TEXAS
APPROVED

JUL - 1 '20 5 13 03
D
O
C
K
E
T

CONTROL # _____

ACCESS SERVICE

7. Special Access Service (Cont'd)

7.4 Narrowband Services (Cont'd)

7.4.7 Narrowband 7 (NB7) Special Access Service

(A) Description

Special Access Service NB7 provides a channel that is engineered for binary signals at rates up to 150 baud. This service is furnished for half duplex or duplex operation on a two-point or multipoint configuration. Neither direct current continuity of this service nor the capability to transport continuously varying alternating currents is assured. Only one station termination is allowed from a single access line.

Rates and charges for Special Access Service NB7 are set forth in Section 17.3.1 following.

(B) Illustrative Applications

Special Access Service NB7 is suitable for use as part of the facilities required to provide intrastate telecommunications services such as:

- Teletypewriter Service
- Data Service
- Supervisory Control
- Miscellaneous Signaling

(C) Optional Features

- Central office bridging capability

(D) Transmission Performance Requirements and Available Facility Interfaces

Transmission performance requirements are set forth in Section 15.2.1(A)(7) following. Available facility interfaces are set forth in Section 15.2.4(A) following.

PUBLIC UTILITY COMMISSION OF TEXAS
APPROVED

JUL - 1 '20 5 1 3 6 3
D
O
C
K
E
T

CONTROL # _____

ACCESS SERVICE

7. Special Access Service (Cont'd)

7.5 Voice Grade Services

7.5.1 Voice Grade 1 (VG1) Special Access Service

(A) Description

Special Access Service VG1 provides a channel for voice frequency transmission capability. Usable frequencies are nominally 300 to 3000 Hz between an IC terminal location and an end user premises. The transmission interface can be either two-wire or four-wire at both the IC terminal location and the end user premises. Various interface options are available. This service will support effective two-wire or effective four-wire transmission.

Rates and charges for Special Access Service VG1 are set forth in Section 17.3.2 following.

(B) Illustrative Applications

Special Access Service VG1 is suitable for use as part of the facilities used to provide intrastate telecommunications services such as:

- Voice Grade Facility
- Alarm Circuits

(C) Optional Features

- Improved return loss at four-wire point of interface, applicable to each two-wire leg of effective four-wire channel.

(D) Transmission Performance Requirements and Available Facility Interfaces

Transmission performance requirements are set forth in Section 15.2.1(B)(1) following. Available facility interfaces are set forth in Section 15.2.4(B) following.

PUBLIC UTILITY COMMISSION OF TEXAS
 APPROVED
 JUL - 1 '20 5 13 03
 CONTROL # _____

ACCESS SERVICE

7. Special Access Service (Cont'd)

7.5 Voice Grade Services (Cont'd)

7.5.2 Voice Grade 2 (VG2) Special Access Service

(A) Description

Special Access Service VG2 provides a channel for voice frequency transmission capability. Usable frequencies are nominally 300 to 3000 Hz between an IC terminal location and an end user premises. The transmission interface at the end user premises is two-wire or four-wire and the IC terminal location interface is four-wire. This service will support effective two-wire or effective four-wire transmission.

Rates and charges for Special Access Service VG2 are set forth in Section 17.3.2 following.

(B) Illustrative Applications

Special Access Service VG2 is suitable for use as part of the facilities required to provide intrastate telecommunications services such as:

- Centrex C.O. Line
- Concentrator Identifier Trunk
- Extension Service
- Off-Premises Intercommunications Line
- Private Line Voice Circuit
- Paging Circuit
- Foreign Exchange Line (closed end)
- Centrex Station Line - Off Premises
- Off-Premises Extension
- Off-Premises PBX Station Line

**PUBLIC UTILITY COMMISSION OF TEXAS
APPROVED**

JUL - 1 '20 **DOCKET** 5 1 3 6 3

CONTROL # _____

ACCESS SERVICE

7. Special Access Service (Cont'd)7.5 Voice Grade Services (Cont'd)7.5.2 Voice Grade 2 (VG2) Special Access Service (Cont'd)(C) Optional Features

- Central office bridging capability.
- Improved return loss for effective two-wire transmission at the end user premises.
- IC specified end user premises receive level within a range acceptable to the Telephone Company on effective four-wire transmission.
- Improved return loss at four-wire point of interface, applicable to each two-wire leg of effective four-wire channel.

(D) Transmission Performance Requirements and Available Facility Interfaces

Transmission performance requirements are set forth in Section 15.2.1(B)(2) following.
Available facility interfaces are set forth in Section 15.2.4(B) following.

7.5.3 Voice Grade 3 (VG3) Special Access Service(A) Description

Special Access Service VG3 provides a channel for voice frequency transmission capability. Usable frequencies are nominally 300 to 3000 Hz between an IC terminal location and an end user premises. The transmission interface at the end user premises is two-wire or four-wire and the IC terminal location interface is four-wire. This service will support effective two-wire or four-wire transmission.

Rates and charges for Special Access Service VG3 are set forth in Section 17.3.2 following.

PUBLIC UTILITY COMMISSION OF TEXAS
APPROVED
JUL - 1 '20 5 13 03
BOOK
ET
CONTROL # _____

ACCESS SERVICE

7. Special Access Service (Cont'd)

7.5 Voice Grade Services (Cont'd)

7.5.3 Voice Grade 3 (VG3) Special Access Service (Cont'd)

(B) Illustrative Applications

Special Access Service VG3 is suitable for use as part of the facilities required to provide intrastate telecommunications services such as:

- Foreign Exchange Trunk (Closed End)
- Alternate Use Service
- PBX/CTX Tie Trunks
- SSN Access Line
- SSN Station Line
- SSN Network Line
- SSN Tie Trunk
- Station and Premises Connecting Facilities

(C) Optional Features

- Improved return loss for effective two-wire transmission at the end user premises.
- IC specified end user premises receive level within a range acceptable to the Telephone Company on effective four-wire transmission.
- Improved return loss at four-wire point of interface, applicable to each two-wire leg of effective four-wire channel.

(D) Transmission Performance Requirements and Available Facility Interfaces

Transmission performance requirements are set forth in Section 15.2.1(B)(3) following. Available facility interfaces are set forth in Section 15.2.4(B) following.

7.5.4 Voice Grade 4 (VG4) Special Access Service

Reserved For Future Use.

PUBLIC UTILITY COMMISSION OF TEXAS
APPROVED
 JUL - 1 '20 5 13 03
 CONTROL # _____

ACCESS SERVICE

7. Special Access Service (Cont'd)

7.5 Voice Grade Services (Cont'd)

7.5.5 Voice Grade 5 (VG5) Special Access Service

(A) Description

Special Access Service VG5 provides a channel for voiceband data transmission capability. Usable frequencies are nominally 300 to 3000 Hz between an IC terminal location and an end user premises. The transmission interface can be either two-wire or four-wire at the end user premises and the IC terminal location. This service will support effective two-wire or four-wire transmission.

Rates and charges for Special Access Service VG5 are set forth in Section 17.3.2 following.

(B) Illustrative Applications

Special Access Service VG5 is suitable for use as part of the facilities required to provide intrastate telecommunications services such as:

- Protective Alarm
- DATAPHONE Select-A-Station

(C) Optional Features

- C-Conditioning.
- Central office bridging capability.
- Improved return loss at four-wire point of interface, applicable to each two-wire leg of effective four-wire channel.

(D) Transmission Performance Requirements and Available Facility Interfaces

Transmission performance requirements are set forth in Section 15.2.1(B)(5) following. Available facility interfaces are set forth in Section 15.2.4(B) following.

PUBLIC UTILITY COMMISSION OF TEXAS
APPROVED

JUL - 1 '20 5 13 3

SECRET

CONTROL # _____

ACCESS SERVICE

7. Special Access Service (Cont'd)

7.5 Voice Grade Services (Cont'd)

7.5.6 Voice Grade 6 (VG6) Special Access Service

(A) Description

Special Access Service VG6 provides a channel for voiceband data transmission capability. Usable frequencies are nominally 300 to 3000 Hz between an IC terminal location and an end user premises. The transmission interface is four-wire at both the IC terminal location and the end user premises. This service will support effective four-wire transmission.

Rates and charges for Special Access Service VG6 are set forth in Section 17.3.2 following.

(B) Illustrative Applications

Special Access Service VG6 is suitable for use as part of the facilities required to provide intrastate telecommunications services such as:

- Private Line Data Circuit
- Control/Remote Metering

(C) Optional Features

- C-Conditioning.
- DA-Conditioning.
- Central office bridging capability.
- Improved return loss at four-wire point of interface, applicable to each two-wire leg of effective four-wire channel.
- Central office multiplexing.

(D) Transmission Performance Requirements and Available Facility Interfaces

Transmission performance requirements are set forth in Section 15.2.1(B)(6) following. Available facility interfaces are set forth in Section 15.2.4(B) following.

**PUBLIC UTILITY COMMISSION OF TEXAS
APPROVED**

JUL - 1 '20 5 13 6 3

TELECOM

CONTROL # _____

ACCESS SERVICE

7. Special Access Service (Cont'd)

7.5 Voice Grade Services (Cont'd)

7.5.7 Voice Grade 7 (VG7) Special Access Service

(A) Description

Special Access Service VG7 provides a channel for voiceband data transmission capability. Usable frequencies are nominally 300 to 3000 Hz between an IC terminal location and an end user premises. The transmission interface at the end user premises is two-wire or four-wire and the IC terminal location interface is four-wire. This service will support effective two-wire or four-wire transmission.

Rates and charges for Special Access Service VG7 are set forth in Section 17.3.2 following.

(B) Illustrative Applications

Special Access Service VG7 is suitable for use as part of the facilities required to provide intrastate telecommunications services such as:

- Centrex CO Station Line Off-Premises Station
- PBX Off-Premises Station
- Foreign Exchange Trunk (Closed End)
- Foreign Exchange Line (Closed End)
- PBX Tie Trunks
- SSN Tie Trunks
- Voice Grade Data Connecting Facility

(C) Optional Features

- Improved return loss for effective two-wire transmission at the end user premises.
- C-Conditioning.
- DA-Conditioning.
- IC specified end user premises receive level within a range acceptable to the Telephone Company on effective four-wire transmission.
- Improved return loss at four-wire point of interface, applicable to each two-wire leg of effective four-wire channel.

**PUBLIC UTILITY COMMISSION OF TEXAS
APPROVED**

JUL - 1 '20 5 13 6 3

RECORDED

CONTROL # _____

ACCESS SERVICE

7. Special Access Service (Cont'd)

7.5 Voice Grade Services (Cont'd)

7.5.7 Voice Grade 7 (VG7) Special Access Service (Cont'd)

(D) Transmission Performance Requirements and Available Facility Interfaces

Transmission performance requirements are set forth in Section 15.2.1(B)(7) following.
Available facility interfaces are set forth in Section 15.2.4(B) following.

7.5.8 Voice Grade 8 (VG8) Special Access Service

(A) Description

Special Access Service VG8 provides a channel for voiceband data transmission capability. Usable frequencies are nominally 300 to 3000 Hz between an IC terminal location and an end user premises. The standard transmission interface at the end user premises is two-wire or four-wire and the IC terminal location interface is four-wire. This service will support effective four-wire transmission.

Rates and charges for Special Access Service VG8 are set forth in Section 17.3.2 following.

(B) Illustrative Applications

Special Access Service VG8 is suitable for use as part of the facilities required to provide intrastate telecommunications services such as:

- SSN Access Line
- SSN Station Line

PUBLIC UTILITY COMMISSION OF TEXAS
APPROVED
 JUL - 1 '20 5 13 6 3
 SOCKET
 CONTROL # _____

ACCESS SERVICE

7. Special Access Service (Cont'd)

7.5 Voice Grade Services (Cont'd)

7.5.8 Voice Grade 8 (VG8) Special Access Service (Cont'd)

(C) Optional Features

- C-Conditioning.
- IC specified end user premises receive level within a range acceptable to the Telephone Company for effective four-wire transmission.
- Improved return loss at four-wire point of interface, applicable to each two-wire leg of effective four-wire channel.

(D) Transmission Performance Requirements and Available Facility Interfaces

Transmission performance requirements are set forth in Section 15.2.1(B)(8) following.
Available facility interfaces are set forth in Section 15.2.4(B) following.

7.5.9 Voice Grade 9 (VG9) Special Access Service

(A) Description

Special Access Service VG9 provides a channel for voiceband data transmission capability. Usable frequencies are nominally 300 to 3000 Hz between an IC terminal location and another IC terminal location or a Telephone Company Central office which serves as an SSN Switch. The transmission interface at the end user premises or Telephone Company Central Office is four-wire and the IC terminal location interface is four-wire. This service will support effective four-wire transmission.

Rates and charges for Special Access Service VG9 are set forth in Section 17.3.2 following.

(B) Illustrative Applications

Special Access Service VG9 is suitable for use as part of the facilities required to provide intrastate telecommunications services such as SSN Network Trunks.

PUBLIC UTILITY COMMISSION OF TEXAS
APPROVED

JUL - 1 '20 5 13 03

RECORDED

CONTROL # _____

ACCESS SERVICE

7. Special Access Service (Cont'd)

7.5 Voice Grade Services (Cont'd)

7.5.9 Voice Grade 9 (VG9) Special Access Service (Cont'd)

(C) Optional Features

- C-Conditioning.
- IC specified end user premises receive level within a range acceptable to the Telephone Company for effective four-wire transmission.
- Improved return loss at four-wire point of interface, applicable to each two-wire leg of effective four-wire channel.

(D) Transmission Performance Requirements and Available Facility Interfaces

Transmission performance requirements are set forth in Section 15.2.1(B)(9) following.
Available facility interfaces are set forth in Section 15.2.4(B) following.

7.5.10 Voice Grade 10 (VG10) Special Access Service

(A) Description

Special Access Service VG10 provides a channel for voiceband data transmission capability. Usable frequencies are nominally 300 to 3000 Hz between an IC terminal location and an the end user premises. The standard transmission interface at the end user premises and the IC terminal location is four-wire. This service will support effective four-wire transmission.

Rates and charges for Special Access Service VG10 are set forth in Section 17.3.2 following.

PUBLIC UTILITY COMMISSION OF TEXAS
APPROVED

JUL - 1 '20 5 13 0 3

DOCKET

CONTROL # _____

ACCESS SERVICE

7. Special Access Service (Cont'd)

7.5 Voice Grade Services (Cont'd)

7.5.10 Voice Grade 10 (VG10) Special Access Service (Cont'd)

(B) Illustrative Applications

Special Access Service VG10 is suitable for use as part of the facilities required to provide intrastate telecommunications services such as:

- Digital Data Off-Net Extension
- Voice Grade Data Facility

(C) Optional Features

- Central office bridging capability.
- Improved return loss at four-wire point of interface, applicable to each two-wire leg of effective four-wire channel.
- C-Conditioning.
- DA-Conditioning

(D) Transmission Performance Requirements and Available Facility Interfaces

Transmission performance requirements are set forth in Section 15.2.1(B)(10) following. Available facility interfaces are set forth in Section 15.2.4(B) following.

7.5.11 Voice Grade 11 (VG11) Special Access Service

Reserved For Future Use.

7.5.12 Voice Grade 12 (VG12) Special Access Service

Reserved For Future Use.

7.5.13 Voice Grade 13 (VG13) Special Access Service

Reserved For Future Use.

PUBLIC UTILITY COMMISSION OF TEXAS
APPROVED
 JUL - 1 '20 5 13 6 3
 CONTROL # _____

ACCESS SERVICE

7. Special Access Service (Cont'd)

7.6 Program Audio Services

7.6.1 Program Audio 1 (AP1) Special Access Service

(A) Description

Special Access Service AP1 provides a channel with a nominal bandwidth from 200 to 3500 Hz for the transmission of a complex signal voltage, such as speech or music, between an IC terminal location and an end user premises. Only one-way transmission is provided.

Rates and charges for Special Access Service AP1 are set forth in Section 17.3.3 following.

(B) Illustrative Applications

Special Access Service AP1 is suitable for use as part of the facilities required to provide intrastate telecommunications services such as:

- Wired Music

(C) Optional Features

- Gain Conditioning-control of 1004 Hz EML at initiation of service to 0 dB ± 0.5 dB.
- Central office bridging capability (wired music).

(D) Transmission Performance Requirements and Available Facility Interfaces

Transmission performance requirements are set forth in Section 15.2.1(C)(1) following. Available facility interfaces are set forth in Section 15.2.4(C) following.

**PUBLIC UTILITY COMMISSION OF TEXAS
APPROVED**

JUL - 1 '20 **DOCKET** 5 1 3 6 3

CONTROL # _____

ACCESS SERVICE

7. Special Access Service (Cont'd)

7.6 Program Audio Services (Cont'd)

7.6.2 Program Audio 2 (AP2) Special Access Service

(A) Description

Special Access Service AP2 provides a channel with a nominal bandwidth from 100 to 5000 Hz for the transmission of a complex signal voltage, such as speech or music, between an IC terminal location and an end user premises. Only one-way transmission is provided.

Rates and charges for Special Access Service AP2 are set forth in Section 17.3.3 following.

(B) Illustrative Applications

Special Access Service AP2 is suitable for use as part of the facilities required to provide intrastate telecommunications services such as:

- Wired Music

(C) Optional Features

- Gain Conditioning-control of 1004 Hz AML at initiation of service to 0 dB ± 0.5 dB.
- Central office bridging capability (wired music).

(D) Transmission Performance Requirements and Available Facility Interfaces

Transmission performance requirements are set forth in Section 15.2.1(C)(2) following. Available facility interfaces are set forth in Section 15.2.4(C) following.

**PUBLIC UTILITY COMMISSION OF TEXAS
APPROVED**

JUL - 1 '20 5 1 3 6 3

**U
C
C
O
U
N
T**

CONTROL # _____

ACCESS SERVICE

7. Special Access Service (Cont'd)

7.6 Program Audio Services (Cont'd)

7.6.3 Program Audio 3 (AP3) Special Access Service

(A) Description

Special Access Service AP3 provides a channel with a nominal bandwidth from 50 to 8000 Hz for the transmission of a complex signal voltage, such as speech or music, between an IC terminal location and an end user premises. Only one-way transmission is provided.

Rates and charges for Special Access Service AP3 are set forth in Section 17.3.3 following.

(B) Illustrative Applications

Special Access Service AP3 is suitable for use as part of the facilities required to provide intrastate telecommunications services such as:

- Wired Music

(C) Optional Features

- Gain Conditioning-control of 1004 Hz AML at initiation of service to 0 dB ± 0.5 dB.
- Central office bridging capability (wired music).

(D) Transmission Performance Requirements and Available Facility Interfaces

Transmission performance requirements are set forth in Section 15.2.1(C)(3) following. Available facility interfaces are set forth in Section 15.2.4(C) following.

PUBLIC UTILITY COMMISSION OF TEXAS
APPROVED

JUL - 1 '20 5 13 6 3

RECORDED

CONTROL # _____

ACCESS SERVICE

7. Special Access Service (Cont'd)

7.6 Program Audio Services (Cont'd)

7.6.4 Program Audio 4 (AP4) Special Access Service

(A) Description

Special Access Service AP4 provides a channel with a nominal bandwidth from 50 to 15000 Hz for the transmission of a complex signal voltage, such as speech or music, between an IC terminal location and an end user premises. Only one-way transmission is provided.

Rates and charges for Special Access Service AP4 are set forth in Section 17.3.3 following.

(B) Illustrative Applications

Special Access Service AP4 is suitable for use as part of the facilities required to provide intrastate telecommunications services such as:

- Wired Music

(C) Optional Features

- Gain Conditioning-control of 1004 Hz AML at initiation of service to 0 dB ± 0.5 dB.
- Stereo - provision of a pair of gain/phase equalized channels for stereo applications.
- Central office bridging capability (wired music).

(D) Transmission Performance Requirements and Available Facility Interfaces

Transmission performance requirements are set forth in Section 15.2.1(C)(4) following. Available facility interfaces are set forth in Section 15.2.4(C) following.

PUBLIC UTILITY COMMISSION OF TEXAS
APPROVED

JUL - 1 '20 DOCKET 5 13 6 3

CONTROL # _____

ACCESS SERVICE

7. Special Access Service (Cont'd)

7.6 Program Audio Services (Cont'd)

7.6.5 Program Audio 5 (AP5) Special Access Service

(A) Description

Special Access Service AP5 provides a nonequalized two-wire channel with a nominal bandwidth of 200 to 3000 Hz for the transmission of a complex signal voltage, such as speech or music. Only one-way transmission is provided between the customer's studio and the distribution amplifier(s) or between two Telephone Company-provided distribution amplifiers or between a Telephone Company-provided distribution amplifier and a customer-provided distribution amplifier.

Rates and charges for Special Access Service AP5 are set forth in Section 17.3.3 following.

(B) Illustrative Applications

Special Access Service AP5 is suitable for use as part of the facilities required to provide intrastate telecommunications services such as:

- Wired Music

(C) Optional Features

- Gain Conditioning.
- Central office bridging capability (wired music).

(D) Transmission Performance Requirements and Available Facility Interfaces

Transmission performance requirements are set forth in Section 15.2.1(C)(5) following. Available facility interfaces are set forth in Section 15.2.4(C) following.

PUBLIC UTILITY COMMISSION OF TEXAS
APPROVED

JUL - 1 '20
JULY 1 2020
5 13 8 3
TEKCO
T

CONTROL # _____

ACCESS SERVICE

7. Special Access Service (Cont'd)

7.6 Program Audio Services (Cont'd)

7.6.6 Program Audio 6 (AP6) Special Access Service

(A) Description

Special Access Service AP6 provides a two-wire channel with a nominal bandwidth of approximately 100 to 5000 Hz. This service is used for the transmission of a complex signal voltage, such as speech or music, between the customer's studio and the distribution amplifier(s) or between two Telephone Company-provided distribution amplifiers or between a Telephone Company-provided distribution amplifier and a customer-provided distribution amplifier. Only one-way transmission is provided.

Rates and charges for Special Access Service AP6 are set forth in Section 17.3.3 following.

(B) Illustrative Applications

Special Access Service AP6 is suitable for use as part of the facilities required to provide intrastate telecommunications services such as:

- Wired Music

(C) Optional Features

- Gain Conditioning.
- Central office bridging capability (wired music).

(D) Transmission Performance Requirements and Available Facility Interfaces

Transmission performance requirements are set forth in Section 15.2.1(C)(6) following. Available facility interfaces are set forth in Section 15.2.4(C) following.

**PUBLIC UTILITY COMMISSION OF TEXAS
APPROVED**

JUL - 1 '20 **U
K
C
O
D
E
D** 5 1 3 b 3

CONTROL # _____

ACCESS SERVICE

7. Special Access Service (Cont'd)

7.6 Program Audio Services (Cont'd)

7.6.7 Program Audio 7 (AP7) Special Access Service

(A) Description

Special Access Service AP7 provides a two-wire service channel with a nominal bandwidth of approximately 50 to 8000 Hz. This service is used for the transmission of a complex signal voltage, such as speech or music, between the customer's studio and the distribution amplifier(s) or between two Telephone Company-provided distribution amplifiers or between a Telephone Company-provided distribution amplifier and a customer-provided distribution amplifier. Only one-way transmission is provided.

Rates and charges for Special Access Service AP7 are set forth in Section 17.3.3 following.

(B) Illustrative Applications

Special Access Service AP7 is suitable for use as part of the facilities required to provide intrastate telecommunications services such as:

- Wired Music

(C) Optional Features

- Gain Conditioning.
- Central office bridging capability (wired music).

(D) Transmission Performance Requirements and Available Facility Interfaces

Transmission performance requirements are set forth in Section 15.2.1(C)(7) following. Available facility interfaces are set forth in Section 15.2.4(C) following.

PUBLIC UTILITY COMMISSION OF TEXAS
 APPROVED
 JUL - 1 '20 5 13 03
 DOCKET
 CONTROL # _____

ACCESS SERVICE

7. Special Access Service (Cont'd)

7.6 Program Audio Services (Cont'd)

7.6.8 Program Audio 8 (AP8) Special Access Service

(A) Description

Special Access Service AP8 provides a two-wire channel with a nominal bandwidth of approximately 50 to 50000 Hz. This service is used for the transmission of a complex signal voltage, such as speech or music, between the customer's studio and the distribution amplifier(s) or between two Telephone Company-provided distribution amplifiers or between a Telephone Company-provided distribution amplifier and a customer-provided distribution amplifier. These channels are only provided in the same exchange as the customer's studio and for one-way transmission only.

Rates and charges for Special Access Service AP8 are set forth in Section 17.3.3 following.

(B) Illustrative Applications

Special Access Service AP8 is suitable for use as part of the facilities required to provide intrastate telecommunications services such as:

- Wired Music

(C) Optional Features

- Gain Conditioning.
- Central office bridging capability (wired music).

(D) Transmission Performance Requirements and Available Facility Interfaces

Transmission performance requirements are set forth in Section 15.2.1(C)(8) following. Available facility interfaces are set forth in Section 15.2.4(C) following.

PUBLIC UTILITY COMMISSION OF TEXAS
APPROVED

JUL - 1 '20
BOOKET
5 1 3 6 3

CONTROL # _____

ACCESS SERVICE

7. Special Access Service (Cont'd)

7.6 Program Audio Services (Cont'd)

7.6.9 Program Audio 9 (AP9) Special Access Service

(A) Description

Special Access Service AP9 provides non-equalized two-wire channel with a nominal bandwidth of 200 to 3000 Hz. Only one-way transmission between a Telephone Company-provided distribution amplifier and a station location (patron) is provided. This service is used for the transmission of a complex signal voltage, such as speech or music.

Rates and charges for Special Access Service AP9 are set forth in Section 17.3.3 following.

(B) Illustrative Applications

Special Access Service AP9 is suitable for use as part of the facilities required to provide intrastate telecommunications services such as:

- Wired Music

(C) Optional Features

- Gain Conditioning.
- Central office bridging capability (wired music).

(D) Transmission Performance Requirements and Available Facility Interfaces

Transmission performance requirements are set forth in Section 15.2.1(C)(9) following. Available facility interfaces are set forth in Section 15.2.4(C) following.

PUBLIC UTILITY COMMISSION OF TEXAS
APPROVED
 JUL - 1 '20 **5 1 3 6 3**
CONTROL # _____

ACCESS SERVICE

7. Special Access Service (Cont'd)

7.6 Program Audio Services (Cont'd)

7.6.10 Program Audio 10 (AP10) Special Access Service

(A) Description

Special Access Service AP10 provides a two-wire channel with a nominal bandwidth of approximately 100 to 5000 Hz. Only one-way transmission between a Telephone Company-provided distribution amplifier and a station location (patron) is provided. This service is used for the transmission of a complex signal voltage, such as speech or music.

Rates and charges for Special Access Service AP10 are set forth in Section 17.3.3 following.

(B) Illustrative Applications

Special Access Service AP10 is suitable for use as part of the facilities required to provide intrastate telecommunications services such as:

- Wired Music

(C) Optional Features

- Gain Conditioning.
- Central office bridging capability (wired music).

(D) Transmission Performance Requirements and Available Facility Interfaces

Transmission performance requirements are set forth in Section 15.2.1(C)(10) following. Available facility interfaces are set forth in Section 15.2.4(C) following.

**PUBLIC UTILITY COMMISSION OF TEXAS
APPROVED**

JUL - 1 '20 5 13 6 3

D
O
C
K
E
T

CONTROL # _____

ACCESS SERVICE

7. Special Access Service (Cont'd)

7.6 Program Audio Services (Cont'd)

7.6.11 Program Audio 11 (AP11) Special Access Service

(A) Description

Special Access Service AP11 provides a two-wire channel with a nominal bandwidth of approximately 50 to 8000 Hz. Only one-way transmission between a Telephone Company-provided distribution amplifier and a station location (patron) is provided. This service is used for the transmission of a complex signal voltage, such as speech or music.

Rates and Charges for special Access Service AP11 are set forth in Section 17.3.3 following.

(B) Illustrative Applications

Special Access Service AP11 is suitable for use as part of the facilities required to provide intrastate telecommunications services such as:

- Wired Music

(C) Optional Features

- Gain Conditioning.
- Central office bridging capability (wired music).

(D) Transmission Performance Requirements and Available Facility Interfaces

Transmission performance requirements are set forth in Section 15.2.1(C)(11) following. Available facility interfaces are set forth in Section 15.2.4(C) following.

**PUBLIC UTILITY COMMISSION OF TEXAS
APPROVED**

JUL - 1 '20 5 13 6 3

DOCKET

CONTROL # _____

ACCESS SERVICE

7. Special Access Service (Cont'd)

7.7 Wideband Analog Services

7.7.1 Wideband Analog 1 (WA1) Special Access Service

(A) Description

Special Access Service WA1 provides a high capacity channel with a bandwidth from 60 kHz to 108 kHz for the transmission of a wideband signal between an IC terminal location and an end user's premises, between IC terminal locations or between an IC terminal location and a Telephone Company designated Hub where multiplexing is offered.

Rates and charges for Special Access Service WA1 are set forth in Section 17.3.4 following.

(B) Illustrative Applications

Special Access Service WA1 is suitable for the transmission of a 12 channel group.

(C) Optional Features

- Central office multiplexing.

(D) Transmission Performance Requirements and Available Facility Interfaces

Transmission performance requirements are set forth in Section 15.2.1(D)(1) following.
Available facility interfaces are set forth in Section 15.2.4(D) following.

**PUBLIC UTILITY COMMISSION OF TEXAS
APPROVED**

JUL - 1 '20 5 1 3 6 3

TEKCO
D

CONTROL # _____

ACCESS SERVICE

7. Special Access Service (Cont'd)

7.7 Wideband Analog Services (Cont'd)

7.7.2 Wideband Analog 2 (WA2) Special Access Service

(A) Description

Special Access Service WA2 provides a high capacity channel with a bandwidth from 312 kHz to 552 kHz for the transmission of a wideband signal between an IC terminal location and an end user's premises, between IC terminal locations or between an IC terminal location and a Telephone Company designated Hub where multiplexing is offered.

Rates and charges for Special Access Service WA2 are set forth in Section 17.3.4 following.

(B) Illustrative Applications

Special Access Service WA2 is suitable for the transmission of a 60 channel supergroup.

(C) Optional Features

- Central office multiplexing.

(D) Transmission Performance Requirements and Available Facility Interfaces

Transmission performance requirements are set forth in Section 15.2.1(D)(2) following.
Available facility interfaces are set forth in Section 15.2.4(D) following.

PUBLIC UTILITY COMMISSION OF TEXAS
APPROVED
 JUL - 1 '20 5 13 6 3
 CONTROL # _____

ACCESS SERVICE

7. Special Access Service (Cont'd)

7.7 Wideband Analog Services (Cont'd)

7.7.3 Wideband Analog to Digital (WA1T) Special Connector Service

(A) Description

Special Access Service WA1T provides two WA1 channels from an IC terminal location for connection to an HC1 Special Access Service at a Telephone Company designated Hub location via a Group to DS1 multiplexer. The HC1 service may only be extended to another Hub for multiplexing to voice or other service.

Rates and charges for Special Access Service WA1T are set forth in Section 17.3.4 following.

Note: The Access Connection and Special Transport rate elements for WA1 apply for WA1T. Two of each are required.

(B) Illustrative Applications

Special Access Service WA1T is suitable for the transmission of 24 channels connected via multiplexing to 24 DS1 channels.

(C) Optional Features

- Central office multiplexing.

(D) Transmission Performance Requirements and Available Facility Interfaces

Transmission performance requirements are set forth in Section 15.2.1(D)(3) following. Available facility interfaces are set forth in Section 15.2.4(D) following.

PUBLIC UTILITY COMMISSION OF TEXAS
 APPROVED
 JUL - 1 '20 5 13 6 3
 SOCKET
 CONTROL # _____

ACCESS SERVICE

7. Special Access Service (Cont'd)

7.8 WATS Access Line Services

7.8.1. WATS Access Line Service (WALS) Special Access Service

(A) Description

Special Access WATS Access Line Service provides a channel for voice frequency transmission capability. The service provides a connection between an end user premises (which for purposes of this tariff includes Centrex CO switches) and a Telephone Company switching office capable of performing the necessary screening functions for 800 Service, WATS or similar services.

WATS Access Line Service is provided for either originating calling only or terminating calling only. It is provided with rotary dial or dual tone multifrequency address signaling and either loop start or ground start supervisory signaling (i.e., facility interfaces). The choice of the type of signaling is at the option of the IC.

Service is provided as either effective two-wire or effective four-wire transmission paths. Each transmission path is provided with a standard transmission performance and Data Transmission Parameters as set forth in Section 15 following.

When an end user is located in an exchange other than the exchange where the end user's WATS serving office is located, and the end user's exchange and the exchange of the WATS serving office have different calling scopes, the blocking of local calls on foreign exchange served WATS access lines will be based on the calling scope of the end user's exchange rather than the exchange of the WATS serving office. Because of technical problems in certain foreign exchange WATS serving offices, the Telephone Company may not be able to block local calls within the end user's exchange, therefore, no blocking of local calls in the end user's exchange will occur. All calls dialed in the 800 format, irrespective of jurisdiction and including local 800 calls, are not affected by this restriction.

PUBLIC UTILITY COMMISSION OF TEXAS
APPROVED
JUL - 1 '20 5 13 6 3
DOCKET
CONTROL # _____

ACCESS SERVICE

7. Special Access Service (Cont'd)

7.8 WATS Access Line Services (Cont'd)

7.8.1 WATS Access Line Service (WALS) Special Access Service (Cont'd)

(A) Description (Cont'd)

When intrastate WATS Access Line Service is utilized for originating interLATA and intraLATA Wide Area Telecommunications Service, intraLATA calling is provided by the Telephone Company and will be billed as described in the Wide Area Telecommunications Service Tariff. InterLATA calling is provided by the customer and switched access charges as specified in Section 6 of this tariff will apply for such originating interLATA usage. A WATS Access Line charge will apply as specified in the Wide Area Telecommunications Service Tariff.

Intrastate WATS Access Line Service may be utilized in the terminating direction for the completion of joint provided 800 Access Service calling. For this arrangement, terminating interLATA usage will be billed switched access charges as described in Section 6 of this tariff. IntraLATA usage will be billed as specified in the Wide Area Telecommunications Service Tariff. For joint provided 800 Access Service which utilizes terminating intrastate WATS Access Line Service for the completion of 800 service calling, a WATS Access Line charge as specified in the Wide Area Telecommunications Service Tariff will apply.

Rates and charges for Special Access WALS are set forth in Section 17.3.5 following.

(B) Illustrative Applications

WATS Access Line Service is provided for use with FGA, FGB, FGC, or FGD Switched Access Service. It is for use at the closed-end of an 800 Service or a WATS or WATS-type service.

**PUBLIC UTILITY COMMISSION OF TEXAS
APPROVED**

JUL - 1 '20 **DOCKET** 5 1 3 6 3

CONTROL # _____

ACCESS SERVICE

7. Special Access Service (Cont'd)

7.8 WATS Access Line Services (Cont'd)

7.8.1 WATS Access Line Service (WALS) Special Access Service (Cont'd)

(C) Optional Features

- Two-Wire Improved Voice Transmission Performance.
- Four-Wire Improved Voice Transmission Performance.
- Certain other features which may be provided in connection with WATS Access Line Service are available under the Telephone Company's local and/or general exchange service tariffs. These are:
 - End user access to a Telephone Company test lines
 - Speed Calling
 - Remote Call Forwarding
 - Directory Numbers (with trunk side terminations)

(D) Transmission Performance Requirements and Available Facility Interfaces

Transmission performance requirements are set forth in Section 15.2.1(E) following. Available facility interfaces are set forth in Section 15.2.4(E) following.

PUBLIC UTILITY COMMISSION OF TEXAS
APPROVED
 JUL - 1 '20 5 13 63
 SOCKET
 CONTROL # _____

ACCESS SERVICE

7. Special Access Service (Cont'd)

7.9 Wideband Digital Services

7.9.1 Wideband Digital 1 (WD1) Special Access Service

(A) Description

Special Access Service WD1 provides a channel for the transmission of 19.2 kbps synchronous serial data between an IC terminal location and an end user premises. Optional arrangements are available for transmission at 18.75 kbps or for transmission of nonsynchronous data with a minimum signal element width of 52 microseconds. A voiceband coordinating channel can be provided with this service at rates as specified for the specific VG service required by the customer.

Rates and charges for Special Access Service WD1 are set forth in Section 17.3.6 following.

(B) Illustrative Applications

The nonsynchronous option is suitable for use as part of the facilities required to provide intrastate facsimile transmission.

(C) Optional Features

- Reserved For Future Use.

(D) Transmission Performance Requirements and Available Facility Interfaces

Transmission performance requirements are set forth in Section 15.2.1(F)(1) following. Available facility interfaces are set forth in Section 15.2.4(F) following.

PUBLIC UTILITY COMMISSION OF TEXAS
APPROVED

JUL - 1 '20 5 13 6 3
D
O
C
K
E
T
CONTROL # _____

ACCESS SERVICE

7. Special Access Service (Cont'd)

7.9 Wideband Digital Services (Cont'd)

7.9.2 Wideband Digital 2 (WD2) Special Access Service

(A) Description

Special Access Service WD2 provides a channel for the transmission of 50 kbps synchronous or isochronous serial data between an IC terminal location and an end user premises. Optional arrangements are available for transmission of synchronous serial data at 40.8 kbps or for transmission of nonsynchronous data with a minimum signal element width of 20 microseconds. An arrangement may also be included to accommodate the nonsimultaneous transmission of signal and supervisory tones between the frequencies of 300 and 3000 Hz. A voiceband coordinating channel can be provided with this service at rates as specified for the specific VG service required by the customer.

Rates and charges for Special Access Service WD2 are set forth in Section 17.3.6 following.

(B) Illustrative Applications

Special Access Service WD2 is suitable for use as part of the facilities required to provide intrastate facsimile transmission.

(C) Optional Features

- Reserved For Future Use.

(D) Transmission Performance Requirements and Available Facility Interfaces

Transmission performance requirements are set forth in Section 15.2.1(F)(2) following. Available facility interfaces are set forth in Section 15.2.4(F) following.

PUBLIC UTILITY COMMISSION OF TEXAS
APPROVED

JUL - 1 '20

RECORDED

5 13 6 3

CONTROL # _____

ACCESS SERVICE

7. Special Access Service (Cont'd)

7.9 Wideband Digital Services (Cont'd)

7.9.3 Wideband Digital 3 (WD3) Special Access Service

(A) Description

Special Access Service WD3 provides a channel for the transmission of 230.4 kbps synchronous serial data between an IC terminal location and an end user premises. Optional arrangements are available for transmission of nonsynchronous data with a minimum signal element width of 4.3 microseconds. A voiceband coordinating channel can be provided with this service at rates as specified for the specific VG service required by the customer.

Rates and charges for Special Access Service WD3 are set forth in Section 17.3.6 following.

(B) Illustrative Applications

The nonsynchronous option is suitable for use as part of the facilities required to provide intrastate facsimile transmission.

(C) Optional Features

- Reserved For Future Use.

(D) Transmission Performance Requirements and Available Facility Interfaces

Transmission performance requirements are set forth in Section 15.2.1(F)(3) following. Available facility interfaces are set forth in Section 15.2.4(F) following.

PUBLIC UTILITY COMMISSION OF TEXAS
APPROVED

JUL - 1 '20
D
O
C
K
E
T
5 1 3 6 3

CONTROL # _____

ACCESS SERVICE

7. Special Access Service (Cont'd)

7.9 Wideband Digital Services (Cont'd)

7.9.4 Wideband Digital 4 (WD4) Special Access Service

(A) Description

Special Access Service WD4 provides for the transmission of 56 kbps synchronous serial data between an IC terminal location and an end user premises.

Rates and charges for Special Access Service WD4 are set forth in Section 17.3.6 following.

(B) Illustrative Applications

When using the DATAPHONE Digital Service timing option, this service is suitable for use as part of the facilities required to provide intrastate Digital Data Off-Net Extension.

(C) Optional Features

- Reserved For Future Use.

(D) Transmission Performance Requirements and Available Facility Interfaces

Transmission performance requirements are set forth in Section 15.2.1(F)(4) following.
Available facility interfaces are set forth in Section 15.2.4(F) following.

PUBLIC UTILITY COMMISSION OF TEXAS
APPROVED
JUL - 1 '20 5 13 6 3
RECORDED
CONTROL # _____

ACCESS SERVICE

7. Special Access Service (Cont'd)

7.10 Digital Data Access Services

Digital Data Access Services are only available via Telephone Company designated Digital Data Hubs.

7.10.1 Digital Data Access 1 (DA1) Special Access Service

(A) Description

Special Access Service DA1 provides a channel for duplex four-wire transmission capability of serial synchronous data at the 2.4 kbps rate between an IC terminal location and an end user premises. The service is synchronous with timing provided through the Telephone Company's facilities to the end user on the received bit stream.

DA1 is available only between the IC terminal location and locations designed by the Telephone Company which are served by digital facilities. All other locations are connectable to the Telephone Company designated digital Hub only through an analog off-network extension which is provided as a VG 10 Service as set forth in Section 7.5.10 preceding.

Rates and charges for Special Access Service DA1 are set forth in Section 17.3.7 following.

(B) Illustrative Applications

Special Access Service DA1 is suitable for use as part of the facilities required to provide intrastate telecommunications services such as:

- Digital Data - 2.4 kbps

(C) Optional Features

- Transfer arrangement.
- Central office bridging capability.

PUBLIC UTILITY COMMISSION OF TEXAS
 APPROVED
 JUL - 1 '20 5 13 6 3
 CONTROL # _____

ACCESS SERVICE

7. Special Access Service (Cont'd)

7.10 Digital Data Access Services (Cont'd)

7.10.1 Digital Data Access 1 (DA1) Special Access Service (Cont'd)

(D) Transmission Performance Requirements and Available Facility Interfaces

Transmission performance requirements are set forth in Section 15.2.1(G)(1) following.
Available facility interfaces are set forth in Section 15.2.4(G) following.

7.10.2 Digital Data Access 2 (DA2) Special Access Service

(A) Description

Special Access Service DA2 provides a channel for duplex four-wire transmission capability of serial synchronous data at the 4.8 kbps rate between an IC terminal location and an end user premises. The service is synchronous with timing provided through the Telephone Company's facilities to the end user on the received bit stream.

DA2 is available only between the IC terminal location and locations designed by the Telephone Company which are served by digital facilities. All other locations are connectable to the Telephone Company designated digital Hub only through an analog off-network extension which is provided as a VG 10 Service as set forth in Section 7.5.10 preceding.

Rates and charges for Special Access Service DA2 are set forth in Section 17.3.7 following.

(B) Illustrative Applications

Special Access Service DA2 is suitable for use as part of the facilities required to provide intrastate telecommunications services such as:

- Digital Data - 4.8 kbps

PUBLIC UTILITY COMMISSION OF TEXAS
APPROVED
 JUL - 1 '20 5 13 6 3
 CONTROL # _____

ACCESS SERVICE

7. Special Access Service (Cont'd)

7.10 Digital Data Access Services (Cont'd)

7.10.2 Digital Data Access 2 (DA2) Special Access Service (Cont'd)

(C) Optional Features

- Loop transfer arrangement.
- Central office bridging capability.

(D) Transmission Performance Requirements and Available Facility Interfaces

Transmission performance requirements are set forth in Section 15.2.1(G)(2) following.
Available facility interfaces are set forth in Section 15.2.4(G) following.

7.10.3 Digital Data Access 3 (DA3) Special Access Service

(A) Description

Special Access Service DA3 provides a channel for duplex four-wire transmission capability of serial synchronous data at the 9.6 kbps rate between an IC terminal location and an end user premises. The service is synchronous with timing provided through the Telephone Company's facilities to the end user on the received bit stream.

DA3 is available only between the IC terminal location and locations designed by the Telephone Company which are served by digital facilities. All other locations are connectable to the Telephone Company designated digital Hub only through an analog off-network extension which is provided as a VG 10 Service as set forth in Section 7.5.10 preceding.

Rates and charges for Special Access Service DA3 are set forth in Section 17.3.7 following.

**PUBLIC UTILITY COMMISSION OF TEXAS
APPROVED**

JUL - 1 '20 5 1 3 6 3

**BOOKED
TEXT**

CONTROL # _____

ACCESS SERVICE

7. Special Access Service (Cont'd)

7.10 Digital Data Access Services (Cont'd)

7.10.3 Digital Data Access 3 (DA3) Special Access Service (Cont'd)

(B) Illustrative Applications

Special Access Service DA3 is suitable for use as part of the facilities required to provide intrastate telecommunications services such as:

- Digital Data - 9.6 kbps

(C) Optional Features

- Loop transfer arrangement.
- Central office bridging capability.

(D) Transmission Performance Requirements and Available Facility Interfaces

Transmission performance requirements are set forth in Section 15.2.1(G)(3) following. Available facility interfaces are set forth in Section 15.2.4(G) following.

7.10.4 Digital Data Access 4 (DA4) Special Access Service

(A) Description

Special Access Service DA4 provides a channel for duplex four-wire transmission capability of serial synchronous data at the 56 kbps rate between an IC terminal location and an end user premises. The service is synchronous with timing provided through the Telephone Company's facilities to the end user on the received bit stream.

DA4 is available only between the IC terminal location and locations designed by the Telephone Company which are served by digital facilities. All other locations are connectable to the Telephone Company designated digital Hub only through an analog off-network extension which is provided as a Wideband Digital Service as set forth in Section 7.9 preceding.

PUBLIC UTILITY COMMISSION OF TEXAS
APPROVED

JUL - 1 '20 5 13 6 3
J
O
C
K
E
T

CONTROL # _____

ACCESS SERVICE

7. Special Access Service (Cont'd)

7.10 Digital Data Access Services (Cont'd)

7.10.4 Digital Data Access 4 (DA4) Special Access Service (Cont'd)

(A) Description (Cont'd)

Rates and charges for Special Access Service DA4 are set forth in Section 17.3.7 following.

(B) Illustrative Applications

Special Access Service DA4 is suitable for use as part of the facilities required to provide intrastate telecommunications services such as:

- Digital Data - 56 kbps

(C) Optional Features

- Loop transfer arrangement.
- Central office bridging capability.

(D) Transmission Performance Requirements and Available Facility Interfaces

Transmission performance requirements are set forth in Section 15.2.1(G)(4) following. Available facility interfaces are set forth in Section 15.2.4(G) following.

7.10.5 Subrate Multiplexed Digital Data Access 1 (SR1)

Special Connector Service

(A) Description

Special Access Service SR1 provides the ability to combine up to 20 DA1 Special Access Services into a single channel of a HC1 Special Access Service. Note: The only rate elements applicable to this service are the Carrier Submultiplexing Unit and the Carrier Multiplexing Plug-Ins per 64 kbps channel.

Rates and charges for Special Access Service SR1 are set forth in Section 17.3.7 following.

**PUBLIC UTILITY COMMISSION OF TEXAS
APPROVED**

JUL - 1 '20 5 13 6 3

DOCUMENT
FILED

CONTROL # _____

ACCESS SERVICE

7. Special Access Service (Cont'd)

7.10 Digital Data Access Services (Cont'd)

7.10.5 Subrate Multiplexed Digital Data Access 1 (SR1)
Special Connector Service (Cont'd)

(B) Illustrative Applications

None

(C) Optional Features

None

(D) Transmission Performance Requirements and Available Facility Interfaces

None

7.10.6 Subrate Multiplexed Digital Data Access 2 (SR2)

Special Connector Service

(A) Description

Special Access Service SR2 provides the ability to combine up to 10 DA2 Special Access Services into a single channel of a HC1 Special Access Service. Note: The only rate elements applicable to this service are the Carrier Submultiplexing Unit and the Carrier Multiplexing Plug-Ins per 64 kbps channel.

Rates and charges for Special Access Service SR2 are set forth in Section 17.3.7 following.

PUBLIC UTILITY COMMISSION OF TEXAS
APPROVED
JUL - 1 '20 5 13 6 3
CONTROL # _____

ACCESS SERVICE

7. Special Access Service (Cont'd)

7.10 Digital Data Access Services (Cont'd)

7.10.6 Subrate Multiplexed Digital Data Access 2 (SR2)
Special Connector Service (Cont'd)

(B) Illustrative Applications

None

(C) Optional Features

None

(D) Transmission Performance Requirements and Available Facility Interfaces

None

7.10.7 Subrate Multiplexed Digital Data Access 3 (SR3)
Special Connector Service

(A) Description

Special Access Service SR3 provides the ability to combine up to 5 DA3 Special Access Services into a single channel of a HC1 Special Access Service. Note: The only rate elements applicable to this service are the Carrier Submultiplexing Unit and the Carrier Multiplexing Plug-Ins per 64 kbps channel.

Rates and charges for Special Access Service SR3 are set forth in Section 17.3.7 following.

(B) Illustrative Applications

None

(C) Optional Features

None

(D) Transmission Performance Requirements and Available Facility Interfaces

None

PUBLIC UTILITY COMMISSION OF TEXAS
APPROVED
JUL - 1 20 5 13 6 3
DOCKET
CONTROL # _____

ACCESS SERVICE

7. Special Access Service (Cont'd)

7.11 High Capacity Services

7.11.1 High Capacity 1 (HC1) Special Access Service

(A) Description

Special Access Service HC1 provides a channel for the transmission of nominal 1.544 Mbps isochronous serial data between an IC terminal location and an end user premises, between IC terminal locations or between an IC terminal location and a Telephone Company designated Hub where multiplexing is offered.

Rates and charges for Special Access Service HC1 are set forth in Section 17.3.8 following.

(B) Illustrative Applications

Special Access Service HC1 is suitable for use as part of the facilities required to provide intrastate telecommunications services such as:

- 1.544 Mbps Access Line

(C) Optional Features

- Automatic Protection Switching.
- Central office multiplexing.

(D) Transmission Performance Requirements and Available Facility Interfaces

Transmission performance requirements are set forth in Section 15.2.1(H)(1) following. Available facility interfaces are set forth in Section 15.2.4(H) following.

PUBLIC UTILITY COMMISSION OF TEXAS
APPROVED

JUL - 1 '20 5 13 6 3

DOCKET

CONTROL # _____

ACCESS SERVICE

7. Special Access Service (Cont'd)

7.11 High Capacity Services (Cont'd)

7.11.2 High Capacity 2 (HC2) Special Access Service

(A) Description

Special Access Service HC2 provides a channel for the transmission of nominal 6.312 Mbps isochronous serial data between an IC terminal locations or between IC terminal location and a Telephone Company designated Hub where multiplexing is offered.

Rates and charges for Special Access Service HC2 are set forth in Section 17.3.8 following.

(B) Illustrative Applications

Special Access Service HC2 is suitable for use as part of the facilities required to provide intrastate telecommunications services such as:

- Digital Service - High Speed

(C) Optional Features

- Central office multiplexing.

(D) Transmission Performance Requirements and Available Facility Interfaces

Transmission performance requirements are set forth in Section 15.2.1(H)(2) following. Available facility interfaces are set forth in Section 15.2.4(H) following.

PUBLIC UTILITY COMMISSION OF TEXAS
APPROVED
 JUL - 1 '20 DOCKET 5 13 6 3
 CONTROL # _____

ACCESS SERVICE

7. Special Access Service (Cont'd)

7.11 High Capacity Services (Cont'd)

7.11.3 High Capacity 3 (HC3) Special Access Service

(A) Description

Special Access Service HC3 provides a channel for the transmission of 44.736 Mbps isochronous serial data between an IC terminal locations or between IC terminal location and a Telephone Company designated Hub where multiplexing is offered.

Rates and charges for Special Access Service HC3 are set forth in Section 17.3.8 following.

(B) Illustrative Applications

Special Access Service HC3 is suitable for use as part of the facilities required to provide intrastate telecommunications services such as:

- Digital Service - High Speed

(C) Optional Features

- Central office multiplexing.

(D) Transmission Performance Requirements and Available Facility Interfaces

Transmission performance requirements are set forth in Section 15.2.1(H)(3) following. Available facility interfaces are set forth in Section 15.2.4(H) following.

**PUBLIC UTILITY COMMISSION OF TEXAS
APPROVED**

JUL - 1 '20 **DOCKET** 5 1 3 6 3

CONTROL # _____

ACCESS SERVICE

7. Special Access Service (Cont'd)

7.11 High Capacity Services (Cont'd)

7.11.4 High Capacity 4 (HC4) Special Access Service

(A) Description

Special Access Service HC4 provides a channel for the transmission of 274.176 Mbps isochronous serial data between an IC terminal locations or between IC terminal location and a Telephone Company designated Hub where multiplexing is offered.

Rates and charges for Special Access Service HC4 are set forth in Section 17.3.8 following.

(B) Illustrative Applications

Special Access Service HC4 is suitable for use as part of the facilities required to provide intrastate telecommunications services such as:

- Digital Service - High Speed

(C) Optional Features

- Central office multiplexing.

(D) Transmission Performance Requirements and Available Facility Interfaces

Transmission performance requirements are set forth in Section 15.2.1(H)(4) following. Available facility interfaces are set forth in Section 15.2.4(H) following.

PUBLIC UTILITY COMMISSION OF TEXAS
APPROVED

JUL - 1 '20 DOCKET 5 1 3 6 3

CONTROL # _____

ACCESS SERVICE

7. Special Access Service (Cont'd)

7.11 High Capacity Services (Cont'd)

7.11.5 High Capacity 1C (HC1C) Special Access Service

(A) Description

Special Access Service HC1C provides a channel for the transmission of nominal 3.152 Mbps isochronous serial data between an IC terminal locations or between IC terminal location and a Telephone Company designated Hub where multiplexing is offered.

Rates and charges for Special Access Service HC1C are set forth in Section 17.3.8 following.

(B) Illustrative Applications

Special Access Service HC1C is suitable for use as part of the facilities required to provide intrastate telecommunications services such as:

- 3.152 Mbps Access Line

(C) Optional Features

- Central office multiplexing.

(D) Transmission Performance Requirements and Available Facility Interfaces

Transmission performance requirements are set forth in Section 15.2.1(H)(5) following. Available facility interfaces are set forth in Section 15.2.4(H) following.

PUBLIC UTILITY COMMISSION OF TEXAS
APPROVED
 JUL - 1 '20 5 13 6 3
CONTROL # _____